



ANNA UNIVERSITY, CHENNAI
NON-AUTONOMOUS AFFILIATED COLLEGES
REGULATIONS 2021
CHOICE BASED CREDIT SYSTEM

B. E. MECHANICAL ENGINEERING

PROGRAM EDUCATIONAL OBJECTIVES (PEOs)

- I. Effectuating success in careers by exploring with the design, digital and computational analysis of engineering systems, experimentation and testing, smart manufacturing, technical services, and research.
- II. Amalgamating effectively with stakeholders to update and improve their core competencies and abilities to ethically compete in the ever-changing multicultural global enterprise.
- III. To encourage multi-disciplinary research and development to foster advanced technology, and to nurture innovation and entrepreneurship in order to compete successfully in the global economy.
- IV. To globally share and apply technical knowledge to create new opportunities that proactively advances our society through team efforts and to solve various challenging technical, environmental and societal problems.
- V. To create world class mechanical engineers capable of practice engineering ethically with a solid vision to become great leaders in academia, industries and society.

PROGRAM OUTCOMES (POs)

PO GRADUATE ATTRIBUTE

- 1 **Engineering knowledge:** Apply the knowledge of mathematics, science, engineering fundamentals, and an engineering specialization to the solution of complex engineering problems.
- 2 **Problem analysis:** Identify, formulate, review research literature, and analyse complex engineering problems reaching substantiated conclusions using first principles of mathematics, natural sciences, and engineering sciences.
- 3 **Design/development of solutions:** Design solutions for complex engineering problems and design system components or processes that meet the specified needs with appropriate consideration for the public health and safety, and the cultural, societal, and environmental considerations.
- 4 **Conduct investigations of complex problems:** Use research-based knowledge and research methods including design of experiments, analysis and interpretation of data, and synthesis of the information to provide valid conclusions.
- 5 **Modern tool usage:** Create, select, and apply appropriate techniques, resources, and modern engineering and IT tools including prediction and modelling to complex engineering activities with an understanding of the limitations.
- 6 **The engineer and society:** Apply reasoning informed by the contextual knowledge to assess societal, health, safety, legal and cultural issues and the consequent responsibilities relevant to the professional engineering practice.

- 7 **Environment and sustainability:** Understand the impact of the professional engineering solutions in societal and environmental contexts, and demonstrate the knowledge of, and need for sustainable development.
- 8 **Ethics:** Apply ethical principles and commit to professional ethics and responsibilities and norms of the engineering practice.
- 9 **Individual and team work:** Function effectively as an individual, and as a member or leader in diverse teams, and in multidisciplinary settings.
- 10 **Communication:** Communicate effectively on complex engineering activities with the engineering community and with society at large, such as, being able to comprehend and write effective reports and design documentation, make effective presentations, and give and receive clear instructions.
- 11 **Project management and finance:** Demonstrate knowledge and understanding of the engineering and management principles and apply these to one's own work, as a member and leader in a team, to manage projects and in multidisciplinary environments.
- 12 **Life-long learning:** Recognize the need for, and have the preparation and ability to engage in independent and life-long learning in the broadest context of technological change.

PROGRAM SPECIFIC OUTCOMES (PSOs)

On successful completion of the Mechanical Engineering Degree programme, the Graduates shall exhibit the following:

1. Apply the knowledge gained in Mechanical Engineering for design and development and manufacture of engineering systems.
2. Apply the knowledge acquired to investigate research-oriented problems in mechanical engineering with due consideration for environmental and social impacts.
3. Use the engineering analysis and data management tools for effective management of multidisciplinary projects.

PEO's – PO's & PSO's MAPPING:

PEO	PO												PSO		
	1	2	3	4	5	6	7	8	9	10	11	12	1	2	3
I.	3	3	3	3	3	3	3	3	3	3	3	3	3	3	3
II.	3	2	2	2	2	1	1	1	3		2	1	2	3	3
III.	3	1	2	1	2	2	1		1	2		3	3	2	2
IV.	2	2	2	2	2		2				1	2	2	3	3
V.	3	2	2	2	1	3	2	2	2	1	1	3	3	2	2

ANNA UNIVERSITY, CHENNAI
NON-AUTONOMOUS AFFILIATED COLLEGES
REGULATIONS 2021
CHOICE BASED CREDIT SYSTEM
B. E. MECHANICAL ENGINEERING
CURRICULUM FOR SEMESTERS I TO VIII AND SYLLABI FOR SEMESTERS I TO IV
SEMESTER I

SL. NO.	COURSE CODE	COURSE TITLE	CATE - GORY	PERIODS PER WEEK			TOTAL CONTACT PERIODS	CREDITS
				L	T	P		
1.	IP3151	Induction Programme	-	-	-	-	-	0
THEORY								
2.	HS3151	Professional English - I	HSMC	3	0	0	3	3
3.	MA3151	Matrices and Calculus	BSC	3	1	0	4	4
4.	PH3151	Engineering Physics	BSC	3	0	0	3	3
5.	CY3151	Engineering Chemistry	BSC	3	0	0	3	3
6.	GE3151	Problem Solving and Python Programming	ESC	3	0	0	3	3
7.	GE3152	தமிழர் மரபு/ Heritage of Tamils	HSMC	1	0	0	1	1
PRACTICAL								
7	GE3171	Problem Solving and Python Programming Laboratory	ESC	0	0	4	4	2
8	BS3171	Physics and Chemistry Laboratory	BSC	0	0	4	4	2
9	GE3172	English Laboratory §	EEC	0	0	2	2	1
TOTAL				16	1	10	27	22

§ Skill Based Course

SEMESTER II

SL. NO.	COURSE CODE	COURSE TITLE	CATE - GORY	PERIODS PER WEEK			TOTAL CONTACT PERIODS	CREDITS
				L	T	P		
THEORY								
1.	HS3251	Professional English - II	HSMC	2	0	0	2	2
2.	MA3251	Statistics and Numerical Methods	BSC	3	1	0	4	4
3.	PH3251	Materials Science	BSC	3	0	0	3	3
4.	BE3251	Basic Electrical and Electronics Engineering	ESC	3	0	0	3	3
5.	GE3251	Engineering Graphics	ESC	2	0	4	6	4
6.	GE3252	தமிழரும் தொழில்நுட்பமும் / Tamils and Technology	HSMC	1	0	0	1	1
7.		NCC Credit Course Level 1#	-	2	0	0	2	2
PRACTICAL								
8.	GE3271	Engineering Practices Laboratory	ESC	0	0	4	4	2
9.	BE3271	Basic Electrical and Electronics Engineering Laboratory	ESC	0	0	4	4	2
10.	GE3272	Communication Laboratory / Foreign Language §	EEC	0	0	4	4	2
TOTAL				14	1	16	31	23

NCC Credit Course level 1 is offered for NCC students only. The grades earned by the students will be recorded in the Mark Sheet, however the same shall not be considered for the computation of CGPA.

§ Skill Based Course

SEMESTER III

SL. NO.	COURSE CODE	COURSE TITLE	CATEGORY	PERIODS PER WEEK			TOTAL CONTACT PERIODS	CREDITS
				L	T	P		
THEORY								
1.	MA3351	Transforms and Partial Differential Equations	BSC	3	1	0	4	4
2.	ME3351	Engineering Mechanics	ESC	3	0	0	3	3
3.	ME3391	Engineering Thermodynamics	PCC	3	0	0	3	3
4.	CE3391	Fluid Mechanics and Machinery	ESC	3	1	0	4	4
5.	ME3392	Engineering Materials and Metallurgy	PCC	3	0	0	3	3
6.	ME3393	Manufacturing Processes	PCC	3	0	0	3	3
PRACTICALS								
7.	ME3381	Computer Aided Machine Drawing	ESC	0	0	4	4	2
8.	ME3382	Manufacturing Technology Laboratory	PCC	0	0	4	4	2
9.	GE3361	Professional Development [§]	EEC	0	0	2	2	1
TOTAL				18	2	10	30	25

§ Skill Based Course

SEMESTER IV

SL. NO.	COURSE CODE	COURSE TITLE	CATEGORY	PERIODS PER WEEK			TOTAL CONTACT PERIODS	CREDITS
				L	T	P		
THEORY								
1.	ME3491	Theory of Machines	PCC	3	0	0	3	3
2.	ME3451	Thermal Engineering	PCC	4	0	0	4	4
3.	ME3492	Hydraulics and Pneumatics	PCC	3	0	0	3	3
4.	ME3493	Manufacturing Technology	PCC	3	0	0	3	3
5.	CE3491	Strength of Materials	PCC	3	0	0	3	3
6.	GE3451	Environmental Sciences and Sustainability	BSC	2	0	0	2	2
7.		NCC Credit Course Level 2 [#]		3	0	0	3	3 [#]
PRACTICALS								
8.	CE3481	Strength of Materials and Fluid Machinery Laboratory	PCC	0	0	4	4	2
9.	ME3461	Thermal Engineering Laboratory	PCC	0	0	4	4	2
TOTAL				18	0	8	26	22

NCC Credit Course level 2 is offered for NCC students only. The grades earned by the students will be recorded in the Mark Sheet, however the same shall not be considered for the computation of CGPA.

SEMESTER V

S. NO.	COURSE CODE	COURSE TITLE	CATEGORY	PERIODS PER WEEK			TOTAL CONTACT PERIODS	CREDITS
				L	T	P		
THEORY								
1.	ME3591	Design of Machine Elements	PCC	4	0	0	4	4
2.	ME3592	Metrology and Measurements	PCC	3	0	0	3	3
3.		Professional Elective I	PEC	-	-	-	-	3
4.		Professional Elective II	PEC	-	-	-	-	3
5.		Professional Elective III	PEC	-	-	-	-	3
6.		Mandatory Course-I ^{&}	MC	3	0	0	3	0
PRACTICALS								
7.	ME3511	Summer Internship*	EEC	0	0	0	0	1
8.	ME3581	Metrology and Dynamics Laboratory	PCC	0	0	4	4	2
TOTAL				-	-	-	-	19

*Two weeks Summer Internship carries one credit and it will be done during IV semester summer vacation and same will be evaluated in V semester.

[&] Mandatory Course-I is a Non-credit Course (Student shall select one course from the list given under MC- I)

SEMESTER VI

S. NO.	COURSE CODE	COURSE TITLE	CATEGORY	PERIODS PER WEEK			TOTAL CONTACT PERIODS	CREDITS
				L	T	P		
THEORY								
1.	ME3691	Heat and Mass Transfer	PCC	3	1	0	4	4
2.		Professional Elective IV	PEC	-	-	-	-	3
3.		Professional Elective V	PEC	-	-	-	-	3
4.		Professional Elective VI	PEC	-	-	-	-	3
5.		Professional Elective VII	PEC	-	-	-	-	3
6.		Open Elective – I*	OEC	3	0	0	3	3
7.		Mandatory Course-II ^{&}	MC	3	0	0	3	0
8.		NCC Credit Course Level 3 [#]		3	0	0	3	3 [#]
PRACTICALS								
9.	ME3681	CAD/CAM Laboratory	PCC	0	0	4	4	2
10.	ME3611	Heat Transfer Laboratory	PCC	0	0	4	4	2
TOTAL				-	-	-	-	23

*Open Elective – I shall be chosen from the emerging technologies.

[&] Mandatory Course-II is a Non-credit Course (Student shall select one course from the list given under MC- II)

[#] NCC Credit Course level 3 is offered for NCC students only. The grades earned by the students will be recorded in the Mark Sheet, however the same shall not be considered for the computation of CGPA

SEMESTER VII / VIII*

S. NO.	COURSE CODE	COURSE TITLE	CATE GORY	PERIODS PER WEEK			TOTAL CONTACT PERIODS	CREDITS
				L	T	P		
THEORY								
1.	ME3791	Mechatronics and IoT	PCC	3	0	0	3	3
2.	ME3792	Computer Integrated Manufacturing	PCC	3	0	0	3	3
3.	GE3791	Human Values and Ethics	HSMC	2	0	0	2	2
4.	GE3792	Industrial Management	HSMC	3	0	0	3	3
5.		Open Elective – II**	OEC	3	0	0	3	3
6.		Open Elective – III***	OEC	3	0	0	3	3
7.		Open Elective – IV***	OEC	3	0	0	3	3
PRACTICALS								
8.	ME3781	Mechatronics and IoT Laboratory	PCC	0	0	4	4	2
9.	ME3711	Summer Internship [#]	EEC	0	0	0	0	1
TOTAL				20	0	4	24	23

#Two weeks Summer Internship carries one credit and it will be done during VI semester summer vacation and same will be evaluated in VII semester.

*If students undergo internship in Semester VII, then the courses offered during semester VII will be offered during semester VIII.

**Open Elective – II shall be chosen from the emerging technologies.

***Open Elective III and IV (Shall be chosen from the list of open electives offered by other Programmes).

SEMESTER VIII /VII*

S. NO.	COURSE CODE	COURSE TITLE	CATE GORY	PERIODS PER WEEK			TOTAL CONTACT PERIODS	CREDITS
				L	T	P		
PRACTICALS								
1.	ME3811	Project Work / Internship	EEC	0	0	20	20	10
TOTAL				0	0	20	20	10

*If students undergo internship in Semester VII, then the courses offered during semester VII will be offered during semester VIII.

TOTAL CREDITS:167

MANDATORY COURSES I

Sl. No.	Course Code	Course Title	Cate Gory	Periods per week			Total contact periods	Credits
				L	T	P		
1.	MX3081	Introduction to Women and Gender Studies	MC	3	0	0	3	0
2.	MX3082	Elements of Literature	MC	3	0	0	3	0
3.	MX3083	Film Appreciation	MC	3	0	0	3	0
4.	MX3084	Disaster Management	MC	3	0	0	3	0

MANDATORY COURSES II

Sl. No.	Course Code	Course Title	Cate Gory	Periods per week			Total Contact Periods	Credits
				L	T	P		
1.	MX3085	Well Being with traditional practices (Yoga, Ayurveda and Siddha)	MC	3	0	0	3	0
2.	MX3086	History of Science and Technology in India	MC	3	0	0	3	0
3.	MX3087	Political and Economic Thought for a Humane Society	MC	3	0	0	3	0
4.	MX3088	State, Nation Building and Politics in India	MC	3	0	0	3	0
5.	MX3089	Industrial Safety	MC	3	0	0	3	0

PROGRESS THROUGH KNOWLEDGE

PROFESSIONAL ELECTIVE COURSES: VERTICALS

VERTICAL 1	VERTICAL 2	VERTICAL 3	VERTICAL 4	VERTICAL 5	VERTICAL 6	VERTICAL 7	VERTICAL 8	VERTICAL 9	VERTICAL 10	VERTICAL 11
MODERN MOBILITY SYSTEMS	PRODUCT AND PROCESS DEVELOPMENT	ROBOTICS AND AUTOMATION	DIGITAL AND GREEN MANUFACTURING	PROCESS EQUIPMENT AND PIPING DESIGN	CLEAN AND GREEN ENERGY TECHNOLOGIES	COMPUTATIONAL ENGINEERING	LOGISTICS AND SUPPLY CHAIN MANAGEMENT	DIVERSIFIED COURSES GROUP 1	DIVERSIFIED COURSES GROUP 2	DIVERSIFIED COURSES GROUP 3
Automotive Materials, Components, Design & Testing	Value Engineering	Sensors and Instrumentation	Digital Manufacturing and IoT	Design of Pressure Vessels	Bioenergy Conversion Technologies	Computational Solid Mechanics	Automation in Manufacturing	Automobile Engineering	Turbo Machines	Advanced Vehicle Engineering
Conventional and Futuristic Vehicle Technology	Additive Manufacturing	Electrical Drives and Actuators	Lean Manufacturing	Failure Analysis and NDT Techniques	Carbon Footprint estimation and reduction techniques	Computational Fluid Dynamics and Heat transfer	Warehousing Automation	Measurements and Controls	Non-traditional Machining Processes	Advanced Internal Combustion Engineering
Renewable Powered Off Highway Vehicles and Emission Control Technology	CAD/CAM	Embedded Systems and Programming	Modern Robotics	Material Handling and solid processing Equipment	Energy Conservation in Industries	Theory on Computation and Visualization	Material Handling Equipment, Repair and Maintenance	Design Concepts in Engineering	Industrial safety	Casting and Welding Processes
Vehicle Health Monitoring, Maintenance and Safety	Design For X	Robotics	Green Manufacturing Design and Practices	Rotating Machinery Design	Energy Efficient Buildings	Computational Bio-Mechanics	Robotics	Composite Materials and Mechanics	Design of Transmission System	Process Planning and Cost Estimation
CAE and CFD Approach in Future Mobility	Ergonomics in Design	Smart Mobility and Intelligent Vehicles	Environment Sustainability and Impact Assessment	Thermal and Fired Equipment design	Energy Storage Devices	Advanced Statistics and Data Analytics	Container Logistics	Electrical Drives and Control	Thermal Power Engineering	Surface Engineering
Hybrid and Electric Vehicle Technology	New Product Development	Haptics and Immersive Technologies	Energy Saving Machinery and Components	Industrial Layout Design and Safety	Renewable Energy Technologies	CAD and CAE	Logistics in Manufacturing, Supply Chain and Distribution	Power Plant Engineering	Design for Manufacturing	Precision Manufacturing
Thermal Management of Batteries and Fuel Cells	Product Life Cycle Management	Drone Technologies	Green Supply Chain Management	Design Codes and Standards	Equipment for Pollution Control	Machine Learning for Intelligent Systems	Data Science	Refrigeration and Air Conditioning	Power Generation Equipment Design	Gas Dynamics and Jet Propulsion
-	-	-	-	-	-	-	-	Dynamics of Ground Vehicles	-	Operational Research

Registration of Professional Elective Courses from Verticals:

Professional Elective Courses will be registered in Semesters V and VI. These courses are listed in groups called verticals that represent a particular area of specialisation / diversified group. Students are permitted to choose all the Professional Electives from a particular vertical or from different verticals. Further, only one Professional Elective course shall be chosen in a semester horizontally (row-wise). However, two courses are permitted from the same row, provided one course is enrolled in Semester V and another in semester VI.

The registration of courses for B.E./B.Tech (Honours) or Minor degree shall be done from Semester V to VIII. The procedure for registration of courses explained above shall be followed for the courses of B.E./B.Tech (Honours) or Minor degree also. For more details on B.E./B.Tech (Honours) or Minor degree refer to the Regulations 2021, Clause 4.10.

PROFESSIONAL ELECTIVE COURSES : VERTICALS**VERTICAL 1 : MODERN MOBILITY SYSTEMS**

Sl. No.	Course Code	Course Title	Category	Periods Per week			Total Contact period	Credits
				L	T	P		
1.	CME331	Automotive Materials, Components, Design and Testing	PEC	2	0	2	4	3
2.	CME332	Conventional and Futuristic Vehicle Technology	PEC	3	0	0	3	3
3.	CME333	Renewable Powered Off Highway Vehicles and Emission Control Technology	PEC	3	0	0	3	3
4.	CME334	Vehicle Health Monitoring, Maintenance and Safety	PEC	3	0	0	3	3
5.	CME335	CAE and CFD Approach in Future Mobility	PEC	2	0	2	4	3
6.	CME336	Hybrid and Electric Vehicle Technology	PEC	3	0	0	3	3
7.	CME337	Thermal Management of Batteries and Fuel Cells	PEC	3	0	0	3	3

VERTICAL 2 : PRODUCT AND PROCESS DEVELOPMENT

Sl. No.	Course Code	Course Title	Category	Periods Per week			Total Contact period	Credits
				L	T	P		
1.	CME338	Value Engineering	PEC	3	0	0	3	3
2.	CME339	Additive Manufacturing	PEC	2	0	2	4	3
3.	CME340	CAD/CAM	PEC	3	0	0	3	3
4.	CME341	Design For X	PEC	3	0	0	3	3
5.	CME342	Ergonomics in Design	PEC	3	0	0	3	3
6.	CME343	New Product Development	PEC	3	0	0	3	3
7.	CME344	Product Life Cycle Management	PEC	3	0	0	3	3

VERTICAL 3: ROBOTICS AND AUTOMATION

Sl. No.	Course Code	Course Title	Category	Periods Per week			Total Contact Period	Credits
				L	T	P		
1.	MR3491	Sensors and Instrumentation	PEC	3	0	0	3	3
2.	MR3392	Electrical Drives and Actuators	PEC	3	0	0	3	3
3.	MR3492	Embedded Systems and Programming	PEC	2	0	2	4	3
4.	MR3691	Robotics	PEC	3	0	0	3	3
5.	CMR338	Smart Mobility and Intelligent Vehicles	PEC	3	0	0	3	3
6.	CME345	Haptics and Immersive Technologies	PEC	3	0	0	3	3
7.	CRA332	Drone Technologies	PEC	3	0	0	3	3

VERTICAL 4: DIGITAL AND GREEN MANUFACTURING

Sl. No.	Course Code	Course Title	Category	Periods Per week			Total Contact Period	Credits
				L	T	P		
1.	CME346	Digital Manufacturing and IoT	PEC	2	0	2	4	3
2.	CME347	Lean Manufacturing	PEC	3	0	0	3	3
3.	CME348	Modern Robotics	PEC	2	0	2	4	3
4.	CME349	Green Manufacturing Design and Practices	PEC	3	0	0	3	3
5.	CME350	Environment Sustainability and Impact Assessment	PEC	3	0	0	3	3
6.	CME351	Energy Saving Machinery and Components	PEC	3	0	0	3	3
7.	CME352	Green Supply Chain Management	PEC	3	0	0	3	3

VERTICAL 5: PROCESS EQUIPMENT AND PIPING DESIGN

Sl. No.	Course Code	Course Title	Category	Periods Per week			Total Contact Period	Credits
				L	T	P		
1.	CME353	Design of Pressure Vessels	PEC	3	0	0	3	3
2.	CME354	Failure Analysis and NDT Techniques	PEC	2	0	2	4	3
3.	CME355	Material Handling and Solid Processing Equipment	PEC	3	0	0	3	3
4.	CME356	Rotating Machinery Design	PEC	3	0	0	3	3
5.	CME357	Thermal and Fired Equipment Design	PEC	3	0	0	3	3
6.	CME358	Industrial Layout Design and Safety	PEC	2	0	2	4	3
7.	CME359	Design Codes and Standards	PEC	3	0	0	3	3

VERTICAL 6: CLEAN AND GREEN ENERGY TECHNOLOGIES

Sl. No.	Course Code	Course Title	Category	Periods Per week			Total contact Periods	Credits
				L	T	P		
1.	CME360	Bioenergy Conversion Technologies	PEC	3	0	0	3	3
2.	CME361	Carbon Footprint Estimation and Reduction Techniques	PEC	3	0	0	3	3
3.	CME362	Energy Conservation in Industries	PEC	3	0	0	3	3
4.	CME363	Energy Efficient Buildings	PEC	3	0	0	3	3
5.	CME364	Energy Storage Devices	PEC	3	0	0	3	3
6.	CME365	Renewable Energy Technologies	PEC	3	0	0	3	3
7.	CME366	Equipment for Pollution Control	PEC	3	0	0	3	3

VERTICAL 7: COMPUTATIONAL ENGINEERING

Sl. No.	Course Code	Course Title	Category	Periods Per week			Total contact periods	Credits
				L	T	P		
1.	CME367	Computational Solid Mechanics	PEC	3	0	0	3	3
2.	CME368	Computational Fluid Dynamics and Heat transfer	PEC	3	0	0	3	3
3.	CME369	Theory on Computation and Visualization	PEC	3	0	0	3	3
4.	CME370	Computational Bio-Mechanics	PEC	3	0	0	3	3
5.	CME371	Advanced Statistics and Data Analytics	PEC	3	0	0	3	3
6.	CME372	CAD and CAE	PEC	2	0	2	4	3
7.	CRA342	Machine Learning for Intelligent Systems	PEC	3	0	0	3	3

VERTICAL 8: LOGISTICS AND SUPPLY CHAIN MANAGEMENT

Sl. No.	Course Code	Course Title	Category	Periods Per week			Total contact periods	Credits
				L	T	P		
1.	CME373	Automation in Manufacturing	PEC	3	0	0	3	3
2.	CME374	Warehousing Automation	PEC	3	0	0	3	3
3.	CME375	Material Handling Equipment, Repair and Maintenance	PEC	3	0	0	3	3
4.	CME378	Robotics	PEC	3	0	0	3	3
5.	CME377	Container Logistics	PEC	3	0	0	3	3
6.	CME376	Logistics in Manufacturing, Supply Chain and Distribution	PEC	3	0	0	3	3
7.	CME379	Data Science	PEC	3	0	0	3	3

VERTICAL 9: DIVERSIFIED COURSES GROUP 1

Sl. No.	Course Code	Course Title	Category	Periods Per week			Total Contact Periods	Credits
				L	T	P		
1.	CME380	Automobile Engineering	PEC	3	0	0	3	3
2.	ME3001	Measurements and Controls	PEC	3	0	0	3	3
3.	CME381	Design Concepts in Engineering	PEC	3	0	0	3	3
4.	CME382	Composite Materials and Mechanics	PEC	3	0	0	3	3
5.	CME383	Electrical Drives and Control	PEC	3	0	0	3	3
6.	CME384	Power Plant Engineering	PEC	3	0	0	3	3
7.	CME385	Refrigeration and Air Conditioning	PEC	3	0	0	3	3
8.	CAU332	Dynamics of Ground Vehicles	PEC	3	0	0	3	3

VERTICAL 10: DIVERSIFIED COURSES GROUP 2

Sl. No.	Course Code	Course Title	Category	Periods Per week			Total Contact Periods	Credits
				L	T	P		
1.	CAE344	Turbo Machines	PEC	3	0	0	3	3
2.	CME387	Non-traditional Machining Processes	PEC	3	0	0	3	3
3.	CME388	Industrial safety	PEC	3	0	0	3	3
4.	CME389	Design of Transmission System	PEC	3	0	0	3	3
5.	CME390	Thermal Power Engineering	PEC	3	0	0	3	3
6.	CME391	Design for Manufacturing	PEC	3	0	0	3	3
7.	CME392	Power Generation Equipment Design	PEC	3	0	0	3	3

VERTICAL 11: DIVERSIFIED COURSES GROUP 3

Sl. No.	Course Code	Course Title	Category	Periods Per week			Total Contact periods	Credits
				L	T	P		
1.	CME393	Advanced Vehicle Engineering	PEC	3	0	0	3	3
2.	CME394	Advanced Internal Combustion Engineering	PEC	3	0	0	3	3
3.	CME395	Casting and Welding Processes	PEC	3	0	0	3	3
4.	CME396	Process Planning and Cost Estimation	PEC	3	0	0	3	3
5.	CME397	Surface Engineering	PEC	3	0	0	3	3
6.	CME398	Precision Manufacturing	PEC	3	0	0	3	3
7.	CME400	Gas Dynamics and Jet Propulsion	PEC	3	0	0	3	3
8.	CME399	Operational Research	PEC	3	0	0	3	3



PROGRESS THROUGH KNOWLEDGE

OPEN ELECTIVES

(Students shall choose the open elective courses, such that the course contents are not similar to any other course contents/title under other course categories).

OPEN ELECTIVE I AND II (EMERGING TECHNOLOGIES)

To be offered other than Faculty of Information and Communication Engineering

SL. NO.	COURSE CODE	COURSE TITLE	CATE GORY	PERIODS PER WEEK			TOTAL CONTACT PERIODS	CREDITS
				L	T	P		
1.	OCS351	Artificial Intelligence and Machine Learning Fundamentals	OEC	2	0	2	4	3
2.	OCS352	IoT Concepts and Applications	OEC	2	0	2	4	3
3.	OCS353	Data Science Fundamentals	OEC	2	0	2	4	3
4.	OCS354	Augmented and Virtual Reality	OEC	2	0	2	4	3

OPEN ELECTIVES – III

SL. NO.	COURSE CODE	COURSE TITLE	CATE GORY	PERIODS PER WEEK			TOTAL CONTACT PERIODS	CREDITS
				L	T	P		
1.	OHS351	English for Competitive Examinations	OEC	3	0	0	3	3
2.	OCE353	Lean Concepts, Tools And Practices	OEC	3	0	0	3	3
3.	OMG352	NGOs and Sustainable Development	OEC	3	0	0	3	3
4.	OMG353	Democracy and Good Governance	OEC	3	0	0	3	3
5.	OME354	Applied Design Thinking	OEC	2	0	2	4	3
6.	OMF351	Reverse Engineering	OEC	3	0	0	3	3
7.	OAS352	Space Engineering	OEC	3	0	0	3	3
8.	OIE354	Quality Engineering	OEC	3	0	0	3	3
9.	OSF351	Fire Safety Engineering	OEC	3	0	0	3	3
10.	OAE352	Fundamentals of Aeronautical Engineering	OEC	3	0	0	3	3
11.	OGI351	Remote Sensing Concepts	OEC	3	0	0	3	3
12.	OAI351	Urban Agriculture	OEC	3	0	0	3	3
13.	OEN351	Drinking Water Supply and Treatment	OEC	3	0	0	3	3
14.	OCH351	Nano Technology	OEC	3	0	0	3	3
15.	OCH352	Functional Materials	OEC	3	0	0	3	3

16.	OBT352	Biomedical Instrumentation	OEC	3	0	0	3	3
17.	OFD352	Traditional Indian Foods	OEC	3	0	0	3	3
18.	OFD353	Introduction to food processing	OEC	3	0	0	3	3
19.	OPY352	IPR for Pharma Industry	OEC	3	0	0	3	3
20.	OTT351	Basics of Textile Finishing	OEC	3	0	0	3	3
21.	OTT352	Industrial Engineering for Garment Industry	OEC	3	0	0	3	3
22.	OTT353	Basics of Textile Manufacture	OEC	3	0	0	3	3
23.	OPE351	Introduction to Petroleum Refining and Petrochemicals	OEC	3	0	0	3	3
24.	OPE352	Energy Conservation and Management	OEC	3	0	0	3	3
25.	OPT351	Basics of Plastics Processing	OEC	3	0	0	3	3
26.	OEC351	Signals and Systems	OEC	3	0	0	3	3
27.	OEC352	Fundamentals of Electronic Devices and Circuits	OEC	3	0	0	3	3
28.	OBM351	Foundation Skills in integrated product Development	OEC	3	0	0	3	3
29.	OBM352	Assistive Technology	OEC	3	0	0	3	3
30.	OMA352	Operations Research	OEC	3	0	0	3	3
31.	OMA353	Algebra and Number Theory	OEC	3	0	0	3	3
32.	OMA354	Linear Algebra	OEC	3	0	0	3	3

OPEN ELECTIVES – IV

SL. NO.	COURSE CODE	COURSE TITLE	CATE GORY	PERIODS PER WEEK			TOTAL CONTACT PERIODS	CREDITS
				L	T	P		
1.	OHS352	Project Report Writing	OEC	3	0	0	3	3
2.	OCE354	Basics of Integrated Water Resources Management	OEC	3	0	0	3	3
3.	OMA355	Advanced Numerical Methods	OEC	3	0	0	3	3
4.	OMA356	Random Processes	OEC	3	0	0	3	3
5.	OMA357	Queuing and Reliability Modelling	OEC	3	0	0	3	3
6.	OMG354	Production and Operations Management for Entrepreneurs	OEC	3	0	0	3	3

7.	OMG355	Multivariate Data Analysis	OEC	3	0	0	3	3
8.	OME355	Industrial Design & Rapid Prototyping Techniques	OEC	2	0	2	4	3
9.	OMF352	Micro and Precision Engineering	OEC	3	0	0	3	3
10.	OAS353	Space Vehicles	OEC	3	0	0	3	3
11.	OIM352	Management Science	OEC	3	0	0	3	3
12.	OSF352	Industrial Hygiene	OEC	3	0	0	3	3
13.	OSF353	Chemical Process Safety	OEC	3	0	0	3	3
14.	OML352	Electrical, Electronic and Magnetic materials	OEC	3	0	0	3	3
15.	OML353	Nanomaterials and applications	OEC	3	0	0	3	3
	ORA353	Concepts in Mobile Robotics	OEC	3	0	0	3	3
16.	OMV351	Marine Propulsion	OEC	3	0	0	3	3
17.	OMV352	Marine Merchant Vehicles	OEC	3	0	0	3	3
18.	OMV353	Elements of Marine Engineering	OEC	3	0	0	3	3
19.	OGI352	Geographical Information System	OEC	3	0	0	3	3
20.	OAI352	Agriculture Entrepreneurship Development	OEC	3	0	0	3	3
21.	OEN352	Biodiversity Conservation	OEC	3	0	0	3	3
22.	OCH353	Energy Technology	OEC	3	0	0	3	3
23.	OCH354	Surface Science	OEC	3	0	0	3	3
24.	OBT353	Environment and Agriculture	OEC	3	0	0	3	3
25.	OFD354	Fundamentals of Food Engineering	OEC	3	0	0	3	3
26.	OFD355	Food safety and Quality Regulations	OEC	3	0	0	3	3
27.	OPY353	Nutraceuticals	OEC	3	0	0	3	3
28.	OTT354	Basics of Dyeing and Printing	OEC	3	0	0	3	3
29.	OTT355	Fibre Science	OEC	3	0	0	3	3
30.	OTT356	Garment Manufacturing Technology	OEC	3	0	0	3	3
31.	OPE354	Unit Operations in Petro Chemical Industries	OEC	3	0	0	3	3
32.	OPT352	Plastic Materials for Engineers	OEC	3	0	0	3	3

33.	OPT353	Properties and Testing of Plastics	OEC	3	0	0	3	3
34.	OEC353	VLSI Design	OEC	3	0	0	3	3
35.	OBM353	Wearable devices	OEC	3	0	0	3	3
36.	OBM354	Medical Informatics	OEC	3	0	0	3	3

SUMMARY

B.E. MECHANICAL ENGINEERING										
S.No	Subject Area	Credits per Semester								Total Credits
		I	II	III	IV	V	VI	VII/VIII	VIII/VII	
1	HSMC	4	3					5		13
2	BSC	12	7	4	2					25
3	ESC	5	11	9						24
4	PCC			11	20	9	8	8		56
5	PEC					9	12			21
6	OEC						3	9		12
7	EEC	1	2	1		1		1	10	13
8	Non-Credit /(Mandatory)					√	√			
Total		22	23	25	22	19	23	23	10	167

ENROLLMENT FOR B.E. / B. TECH. (HONOURS) / MINOR DEGREE (OPTIONAL)

A student can also optionally register for additional courses (18 credits) and become eligible for the award of B.E. / B. Tech. (Honours) or Minor Degree.

For B.E. / B. Tech. (Honours), a student shall register for the additional courses (18 credits) from semester V onwards. These courses shall be from the same vertical or a combination of different verticals of the same programme of study only.

For minor degree, a student shall register for the additional courses (18 credits) from semester V onwards. All these courses have to be in a particular vertical from any one of the other programmes, Moreover, for minor degree the student can register for courses from any one of the following verticals also.

Complete details are available in clause 4.10 of Regulations 2021.

VERTICALS FOR MINOR DEGREE **(In addition to all the verticals of other programmes)**

Vertical I	Vertical II	Vertical III	Vertical IV	Vertical V
Fintech and Block Chain	Entrepreneurship	Public Administration	Business Data Analytics	Environment and Sustainability
Financial Management	Foundations of Entrepreneurship	Principles of Public Administration	Statistics for Management	Sustainable infrastructure Development
Fundamentals of Investment	Team Building and Leadership Management for Business	Constitution of India	Datamining for Business Intelligence	Sustainable Agriculture and Environmental Management
Banking, Financial Services and Insurance	Creativity and Innovation in Entrepreneurship	Public Personnel Administration	Human Resource Analytics	Sustainable Bio Materials
Introduction to Blockchain and its Applications	Principles of Marketing Management for Business	Administrative Theories	Marketing and Social Media Web Analytics	Materials for Energy Sustainability
Fintech Personal Finance and Payments	Human Resource Management for Entrepreneurs	Indian Administrative System	Operation and Supply Chain Analytics	Green Technology
Introduction to Fintech	Financing New Business Ventures	Public Policy Administration	Financial Analytics	Environmental Quality Monitoring and Analysis
-	-	-	-	Integrated Energy Planning for Sustainable Development
-	-	-	-	Energy Efficiency for Sustainable Development

(Choice of courses for Minor degree is to be made from any one vertical of other programmes or from anyone of the following verticals)

VERTICAL 1: FINTECH AND BLOCK CHAIN

SL. NO.	COURSE CODE	COURSE TITLE	CATEGORY	PERIODS PER WEEK			TOTAL CONTACT PERIODS	CREDITS
				L	T	P		
1.	CMG331	Financial Management	PEC	3	0	0	3	3
2.	CMG332	Fundamentals of Investment	PEC	3	0	0	3	3
3.	CMG333	Banking, Financial Services and Insurance	PEC	3	0	0	3	3
4.	CMG334	Introduction to Blockchain and its Applications	PEC	3	0	0	3	3
5.	CMG335	Fintech Personal Finance and Payments	PEC	3	0	0	3	3
6.	CMG336	Introduction to Fintech	PEC	3	0	0	3	3

VERTICAL 2: ENTREPRENEURSHIP

SL. NO.	COURSE CODE	COURSE TITLE	CATEGORY	PERIODS PER WEEK			TOTAL CONTACT PERIODS	CREDITS
				L	T	P		
1.	CMG337	Foundations of Entrepreneurship	PEC	3	0	0	3	3
2.	CMG338	Team Building and Leadership Management for Business	PEC	3	0	0	3	3
3.	CMG339	Creativity and Innovation in Entrepreneurship	PEC	3	0	0	3	3
4.	CMG340	Principles of Marketing Management for Business	PEC	3	0	0	3	3
5.	CMG341	Human Resource Management for Entrepreneurs	PEC	3	0	0	3	3
6.	CMG342	Financing New Business Ventures	PEC	3	0	0	3	3

VERTICAL 3: PUBLIC ADMINISTRATION


SL. NO.	COURSE CODE	COURSE TITLE	CATEGORY	PERIODS PER WEEK			TOTAL CONTACT PERIODS	CREDITS
				L	T	P		
1.	CMG343	Principles of Public Administration	PEC	3	0	0	3	3
2.	CMG344	Constitution of India	PEC	3	0	0	3	3
3.	CMG345	Public Personnel Administration	PEC	3	0	0	3	3
4.	CMG346	Administrative Theories	PEC	3	0	0	3	3
5.	CMG347	Indian Administrative System	PEC	3	0	0	3	3
6.	CMG348	Public Policy Administration	PEC	3	0	0	3	3

VERTICAL 4: BUSINESS DATA ANALYTICS

SL. NO.	COURSE CODE	COURSE TITLE	CATEGORY	PERIODS PER WEEK			TOTAL CONTACT PERIODS	CREDITS
				L	T	P		
1.	CMG349	Statistics for Management	PEC	3	0	0	3	3
2.	CMG350	Datamining for Business Intelligence	PEC	3	0	0	3	3
3.	CMG351	Human Resource Analytics	PEC	3	0	0	3	3
4.	CMG352	Marketing and Social Media Web Analytics	PEC	3	0	0	3	3
5.	CMG353	Operation and Supply Chain Analytics	PEC	3	0	0	3	3
6.	CMG354	Financial Analytics	PEC	3	0	0	3	3

VERTICAL 5: ENVIRONMENT AND SUSTAINABILITY

SL. NO.	COURSE CODE	COURSE TITLE	CATEGORY	PERIODS PER WEEK			TOTAL CONTACT PERIODS	CREDITS
				L	T	P		
1.	CES331	Sustainable infrastructure Development	PEC	3	0	0	3	3
2.	CES332	Sustainable Agriculture and Environmental Management	PEC	3	0	0	3	3
3.	CES333	Sustainable Bio Materials	PEC	3	0	0	3	3
4.	CES334	Materials for Energy Sustainability	PEC	3	0	0	3	3
5.	CES335	Green Technology	PEC	3	0	0	3	3
6.	CES336	Environmental Quality Monitoring and Analysis	PEC	3	0	0	3	3
7.	CES337	Integrated Energy Planning for Sustainable Development	PEC	3	0	0	3	3
8.	CES338	Energy Efficiency for Sustainable Development	PEC	3	0	0	3	3



This is a mandatory 2 week programme to be conducted as soon as the students enter the institution. Normal classes start only after the induction program is over.

The induction programme has been introduced by AICTE with the following objective:

“Engineering colleges were established to train graduates well in the branch/department of admission, have a holistic outlook, and have a desire to work for national needs and beyond. The graduating student must have knowledge and skills in the area of his/her study. However, he/she must also have broad understanding of society and relationships. Character needs to be nurtured as an essential quality by which he/she would understand and fulfill his/her responsibility as an engineer, a citizen and a human being. Besides the above, several meta-skills and underlying values are needed.”

“One will have to work closely with the newly joined students in making them feel comfortable, allow them to explore their academic interests and activities, reduce competition and make them work for excellence, promote bonding within them, build relations between teachers and students, give a broader view of life, and build character. “

Hence, the purpose of this programme is to make the students feel comfortable in their new environment, open them up, set a healthy daily routine, create bonding in the batch as well as between faculty and students, develop awareness, sensitivity and understanding of the self, people around them, society at large, and nature.

The following are the activities under the induction program in which the student would be fully engaged throughout the day for the entire duration of the program.

(i) Physical Activity

This would involve a daily routine of physical activity with games and sports, yoga, gardening, etc.

(ii) Creative Arts

Every student would choose one skill related to the arts whether visual arts or performing arts. Examples are painting, sculpture, pottery, music, dance etc. The student would pursue it everyday for the duration of the program. These would allow for creative expression. It would develop a sense of aesthetics and also enhance creativity which would, hopefully, grow into engineering design later.

(iii) Universal Human Values

This is the anchoring activity of the Induction Programme. It gets the student to explore oneself and allows one to experience the joy of learning, stand up to peer pressure, take decisions with courage, be aware of relationships with colleagues and supporting stay in the hostel and department, be sensitive to others, etc. A module in Universal Human Values provides the base. Methodology of teaching this content is extremely important. It must not be through do's and don't's, but get students to explore and think by engaging them in a dialogue. It is best taught through group discussions and real life activities rather than lecturing.

Discussions would be conducted in small groups of about 20 students with a faculty mentor each. It would be effective that the faculty mentor assigned is also the faculty advisor for the student for the full duration of the UG programme.

(iv) Literary Activity

Literary activity would encompass reading, writing and possibly, debating, enacting a play etc.

(v) Proficiency Modules

This would address some lacunas that students might have, for example, English, computer familiarity etc.

(vi) Lectures by Eminent People

Motivational lectures by eminent people from all walks of life should be arranged to give the students exposure to people who are socially active or in public life.

(vii) Visits to Local Area

A couple of visits to the landmarks of the city, or a hospital or orphanage could be organized. This would familiarize them with the area as well as expose them to the under privileged.

(viii) Familiarization to Dept./Branch & Innovations

They should be told about what getting into a branch or department means what role it plays in society, through its technology. They should also be shown the laboratories, workshops & other facilities.

(ix) Department Specific Activities

About a week can be spent in introducing activities (games, quizzes, social interactions, small experiments, design thinking etc.) that are relevant to the particular branch of Engineering /Technology/Architecture that can serve as a motivation and kindle interest in building things (become a maker) in that particular field. This can be conducted in the form of a workshop. For example, CSE and IT students may be introduced to activities that kindle computational thinking, and get them to build simple games. ECE students may be introduced to building simple circuits as an extension of their knowledge in Science, and so on. Students may be asked to build stuff using their knowledge of science.

Induction Programme is totally an activity based programme and therefore there shall be no tests / assessments during this programme.

References:

Guide to Induction program from AICTE

OBJECTIVES :

- To improve the communicative competence of learners
- To learn to use basic grammatic structures in suitable contexts
- To acquire lexical competence and use them appropriately in a sentence and understand their meaning in a text
- To help learners use language effectively in professional contexts
- To develop learners' ability to read and write complex texts, summaries, articles, blogs, definitions, essays and user manuals.

UNIT I INTRODUCTION TO EFFECTIVE COMMUNICATION 1

What is effective communication? (Explain using activities) Why is communication critical for excellence during study, research and work? What are the seven C's of effective communication? What are key language skills? What is effective listening? What does it involve? What is effective speaking? What does it mean to be an excellent reader? What should you be able to do? What is effective writing? How does one develop language and communication skills? What does the course focus on? How are communication and language skills going to be enhanced during this course? What do you as a learner need to do to enhance your English language and communication skills to get the best out of this course?

UNIT 1 INTRODUCTION TO FUNDAMENTALS OF COMMUNICATION 8

Reading - Reading brochures (technical context), telephone messages / social media messages relevant to technical contexts and emails. Writing - Writing emails / letters introducing oneself. Grammar - Present Tense (simple and progressive); Question types: Why/ Yes or No/ and Tags. Vocabulary - Synonyms; One word substitution; Abbreviations & Acronyms (as used in technical contexts).

UNIT II NARRATION AND SUMMATION 9

Reading - Reading biographies, travelogues, newspaper reports, Excerpts from literature, and travel & technical blogs. Writing - Guided writing-- Paragraph writing Short Report on an event (field trip etc.) Grammar - Past tense (simple); Subject-Verb Agreement; and Prepositions. Vocabulary - Word forms (prefixes& suffixes); Synonyms and Antonyms. Phrasal verbs.

UNIT III DESCRIPTION OF A PROCESS / PRODUCT 9

Reading - Reading advertisements, gadget reviews; user manuals. Writing - Writing definitions; instructions; and Product /Process description. Grammar - Imperatives; Adjectives; Degrees of comparison; Present & Past Perfect Tenses. Vocabulary - Compound Nouns, Homonyms; and Homophones, discourse markers (connectives & sequence words).

UNIT IV CLASSIFICATION AND RECOMMENDATIONS 9

Reading - Newspaper articles; Journal reports -and Non Verbal Communication (tables, pie charts etc.). Writing - Note-making / Note-taking (*Study skills to be taught, not tested); Writing recommendations; Transferring information from non verbal (chart , graph etc, to verbal mode) Grammar - Articles; Pronouns - Possessive & Relative pronouns. Vocabulary - Collocations; Fixed / Semi fixed expressions.

UNIT V EXPRESSION**9**

Reading – Reading editorials; and Opinion Blogs; Writing – Essay Writing (Descriptive or narrative). Grammar – Future Tenses, Punctuation; Negation (Statements & Questions); and Simple, Compound & Complex Sentences. Vocabulary - Cause & Effect Expressions – Content vs Function words.

TOTAL : 45 PERIODS**LEARNING OUTCOMES :**

At the end of the course, learners will be able

- To use appropriate words in a professional context
- To gain understanding of basic grammatic structures and use them in right context.
- To read and infer the denotative and connotative meanings of technical texts
- To write definitions, descriptions, narrations and essays on various topics

TEXT BOOKS :

1. English for Engineers & Technologists Orient Blackswan Private Ltd. Department of English, Anna University, (2020 edition)
2. English for Science & Technology Cambridge University Press, 2021.
Authored by Dr. Veena Selvam, Dr. Sujatha Priyadarshini, Dr. Deepa Mary Francis, Dr. KN. Shoba, and Dr. Lourdes Joevani, Department of English, Anna University.

REFERENCE BOOKS:

1. Technical Communication – Principles And Practices By Meenakshi Raman & Sangeeta Sharma, Oxford Univ. Press, 2016, New Delhi.
2. A Course Book On Technical English By Lakshminarayanan, Scitech Publications (India) Pvt. Ltd.
3. English For Technical Communication (With CD) By Aysha Viswamohan, Mcgraw Hill Education, ISBN : 0070264244.
4. Effective Communication Skill, Kulbhusan Kumar, RS Salaria, Khanna Publishing House.
5. Learning to Communicate – Dr. V. Chellammal, Allied Publishing House, New Delhi,2003.

ASSESSMENT PATTERN

Two internal assessments and an end semester examination to test students' reading and writing skills along with their grammatical and lexical competence.

MA3151**MATRICES AND CALCULUS**

L	T	P	C
3	1	0	4

COURSE OBJECTIVES:

- To develop the use of matrix algebra techniques that is needed by engineers for practical applications.
- To familiarize the students with differential calculus.
- To familiarize the student with functions of several variables. This is needed in many branches of engineering.
- To make the students understand various techniques of integration.
- To acquaint the student with mathematical tools needed in evaluating multiple integrals and their applications.

UNIT - I MATRICES**9 + 3**

Eigenvalues and Eigenvectors of a real matrix – Characteristic equation – Properties of Eigenvalues and Eigenvectors – Cayley - Hamilton theorem – Diagonalization of matrices by orthogonal transformation – Reduction of a quadratic form to canonical form by orthogonal transformation – Nature of quadratic forms – Applications: Stretching of an elastic membrane.

UNIT - II DIFFERENTIAL CALCULUS**9 + 3**

Representation of functions - Limit of a function - Continuity - Derivatives - Differentiation rules (sum, product, quotient, chain rules) - Implicit differentiation - Logarithmic differentiation - Applications : Maxima and Minima of functions of one variable.

UNIT - III FUNCTIONS OF SEVERAL VARIABLES**9 + 3**

Partial differentiation – Homogeneous functions and Euler’s theorem – Total derivative – Change of variables – Jacobians – Partial differentiation of implicit functions – Taylor’s series for functions of two variables – Applications : Maxima and minima of functions of two variables and Lagrange’s method of undetermined multipliers.

UNIT - IV INTEGRAL CALCULUS**9 + 3**

Definite and Indefinite integrals - Substitution rule - Techniques of Integration: Integration by parts, Trigonometric integrals, Trigonometric substitutions, Integration of rational functions by partial fraction, Integration of irrational functions - Improper integrals - Applications: Hydrostatic force and pressure, moments and centres of mass.

UNIT - V MULTIPLE INTEGRALS**9 + 3**

Double integrals – Change of order of integration – Double integrals in polar coordinates – Area enclosed by plane curves – Triple integrals – Volume of solids – Change of variables in double and triple integrals – Applications: Moments and centres of mass, moment of inertia.

TOTAL: 60 PERIODS**COURSE OUTCOMES:**

At the end of the course the students will be able to

- Use the matrix algebra methods for solving practical problems.
- Apply differential calculus tools in solving various application problems.
- Able to use differential calculus ideas on several variable functions.
- Apply different methods of integration in solving practical problems.
- Apply multiple integral ideas in solving areas, volumes and other practical problems.

TEXT BOOKS:

1. Kreyszig.E, "Advanced Engineering Mathematics", John Wiley and Sons, 10th Edition, New Delhi, 2016.
2. Grewal.B.S., "Higher Engineering Mathematics", Khanna Publishers, New Delhi, 44th Edition, 2018.
3. James Stewart, "Calculus: Early Transcendentals", Cengage Learning, 8th Edition, New Delhi, 2015. [For Units II & IV - Sections 1.1, 2.2, 2.3, 2.5, 2.7 (Tangents problems only), 2.8, 3.1 to 3.6, 3.11, 4.1, 4.3, 5.1 (Area problems only), 5.2, 5.3, 5.4 (excluding net change theorem), 5.5, 7.1 - 7.4 and 7.8].

REFERENCES:

1. Anton. H, Bivens. I and Davis. S, " Calculus ", Wiley, 10th Edition, 2016
2. Bali. N., Goyal. M. and Watkins. C., "Advanced Engineering Mathematics", Firewall Media (An imprint of Lakshmi Publications Pvt., Ltd.), New Delhi, 7th Edition, 2009.
3. Jain. R.K. and Iyengar. S.R.K., "Advanced Engineering Mathematics", Narosa Publications, New Delhi, 5th Edition, 2016.
4. Narayanan. S. and Manicavachagom Pillai. T. K., "Calculus" Volume I and II, S. Viswanathan Publishers Pvt. Ltd., Chennai, 2009.

5. Ramana. B.V., "Higher Engineering Mathematics", McGraw Hill Education Pvt. Ltd, New Delhi, 2016.
6. Srimantha Pal and Bhunia. S.C, "Engineering Mathematics" Oxford University Press, 2015.
7. Thomas. G. B., Hass. J, and Weir. M.D, "Thomas Calculus ", 14th Edition, Pearson India, 2018.

PH3151

ENGINEERING PHYSICS

L T P C
3 0 0 3

COURSE OBJECTIVES

- To make the students effectively to achieve an understanding of mechanics.
- To enable the students to gain knowledge of electromagnetic waves and its applications.
- To introduce the basics of oscillations, optics and lasers.
- Equipping the students to be successfully understand the importance of quantum physics.
- To motivate the students towards the applications of quantum mechanics.

UNIT I MECHANICS

9

Multi-particle dynamics: Center of mass (CM) – CM of continuous bodies – motion of the CM – kinetic energy of system of particles. Rotation of rigid bodies: Rotational kinematics – rotational kinetic energy and moment of inertia - theorems of M .I –moment of inertia of continuous bodies – M.I of a diatomic molecule - torque – rotational dynamics of rigid bodies – conservation of angular momentum – rotational energy state of a rigid diatomic molecule - gyroscope - torsional pendulum – double pendulum – Introduction to nonlinear oscillations.

UNIT II ELECTROMAGNETIC WAVES

9

The Maxwell's equations - wave equation; Plane electromagnetic waves in vacuum, Conditions on the wave field - properties of electromagnetic waves: speed, amplitude, phase, orientation and waves in matter - polarization - Producing electromagnetic waves - Energy and momentum in EM waves: Intensity, waves from localized sources, momentum and radiation pressure - Cell-phone reception. Reflection and transmission of electromagnetic waves from a non-conducting medium-vacuum interface for normal incidence.

UNIT III OSCILLATIONS, OPTICS AND LASERS

9

Simple harmonic motion - resonance –analogy between electrical and mechanical oscillating systems - waves on a string - standing waves - traveling waves - Energy transfer of a wave - sound waves - Doppler effect. Reflection and refraction of light waves - total internal reflection - interference –Michelson interferometer –Theory of air wedge and experiment. Theory of laser - characteristics - Spontaneous and stimulated emission - Einstein's coefficients - population inversion - Nd-YAG laser, CO₂ laser, semiconductor laser –Basic applications of lasers in industry.

UNIT IV BASIC QUANTUM MECHANICS

9

Photons and light waves - Electrons and matter waves –Compton effect - The Schrodinger equation (Time dependent and time independent forms) - meaning of wave function - Normalization –Free particle - particle in a infinite potential well: 1D,2D and 3D Boxes- Normalization, probabilities and the correspondence principle.

UNIT V APPLIED QUANTUM MECHANICS

9

The harmonic oscillator(qualitative)- Barrier penetration and quantum tunneling(qualitative)- Tunneling microscope - Resonant diode - Finite potential wells (qualitative)- Bloch's theorem for particles in a periodic potential –Basics of Kronig-Penney model and origin of energy bands.

TOTAL : 45 PERIODS

COURSE OUTCOMES

After completion of this course, the students should be able to

- Understand the importance of mechanics.
- Express their knowledge in electromagnetic waves.
- Demonstrate a strong foundational knowledge in oscillations, optics and lasers.
- Understand the importance of quantum physics.
- Comprehend and apply quantum mechanical principles towards the formation of energy bands.

TEXT BOOKS:

1. D.Kleppner and R.Kolenkow. An Introduction to Mechanics. McGraw Hill Education (Indian Edition), 2017.
2. E.M.Purcell and D.J.Morin, Electricity and Magnetism, Cambridge Univ.Press, 2013.
3. Arthur Beiser, Shobhit Mahajan, S. Rai Choudhury, Concepts of Modern Physics, McGraw-Hill (Indian Edition), 2017.

REFERENCES:

1. R.Wolfson. Essential University Physics. Volume 1 & 2. Pearson Education (Indian Edition), 2009.
2. Paul A. Tipler, Physic – Volume 1 & 2, CBS, (Indian Edition), 2004.
3. K.Thyagarajan and A.Ghatak. Lasers: Fundamentals and Applications, Laxmi Publications, (Indian Edition), 2019.
4. D.Halliday, R.Resnick and J.Walker. Principles of Physics, Wiley (Indian Edition), 2015.
5. N.Garcia, A.Damask and S.Schwarz. Physics for Computer Science Students. Springer- Verlag, 2012.

CY3151

ENGINEERING CHEMISTRY

L T P C

3 0 0 3

COURSE OBJECTIVES:

- To inculcate sound understanding of water quality parameters and water treatment techniques.
- To impart knowledge on the basic principles and preparatory methods of nanomaterials.
- To introduce the basic concepts and applications of phase rule and composites.
- To facilitate the understanding of different types of fuels, their preparation, properties and combustion characteristics.
- To familiarize the students with the operating principles, working processes and applications of energy conversion and storage devices.

UNIT I WATER AND ITS TREATMENT

9

Water: Sources and impurities, Water quality parameters: Definition and significance of-color, odour, turbidity, pH, hardness, alkalinity, TDS, COD and BOD, flouride and arsenic. Municipal water treatment: primary treatment and disinfection (UV, Ozonation, break-point chlorination). Desalination of brackish water: Reverse Osmosis. Boiler troubles: Scale and sludge, Boiler corrosion, Caustic embrittlement, Priming & foaming. Treatment of boiler feed water: Internal treatment (phosphate, colloidal, sodium aluminate and calgon conditioning) and External treatment – Ion exchange demineralization and zeolite process.

UNIT II NANO CHEMISTRY**9**

Basics: Distinction between molecules, nanomaterials and bulk materials; Size-dependent properties (optical, electrical, mechanical and magnetic); Types of nanomaterials: Definition, properties and uses of – nanoparticle, nanocluster, nanorod, nanowire and nanotube. Preparation of nanomaterials: sol-gel, solvothermal, laser ablation, chemical vapour deposition, electrochemical deposition and electro spinning. Applications of nanomaterials in medicine, agriculture, energy, electronics and catalysis.

UNIT III PHASE RULE AND COMPOSITES**9**

Phase rule: Introduction, definition of terms with examples. One component system - water system; Reduced phase rule; Construction of a simple eutectic phase diagram - Thermal analysis; Two component system: lead-silver system - Pattinson process.

Composites: Introduction: Definition & Need for composites; Constitution: Matrix materials (Polymer matrix, metal matrix and ceramic matrix) and Reinforcement (fiber, particulates, flakes and whiskers). Properties and applications of: Metal matrix composites (MMC), Ceramic matrix composites and Polymer matrix composites. Hybrid composites - definition and examples.

UNIT IV FUELS AND COMBUSTION**9**

Fuels: Introduction: Classification of fuels; Coal and coke: Analysis of coal (proximate and ultimate), Carbonization, Manufacture of metallurgical coke (Otto Hoffmann method). Petroleum and Diesel: Manufacture of synthetic petrol (Bergius process), Knocking - octane number, diesel oil - cetane number; Power alcohol and biodiesel.

Combustion of fuels: Introduction: Calorific value - higher and lower calorific values, Theoretical calculation of calorific value; Ignition temperature: spontaneous ignition temperature, Explosive range; Flue gas analysis - ORSAT Method. CO₂ emission and carbon foot print.

UNIT V ENERGY SOURCES AND STORAGE DEVICES**9**

Stability of nucleus: mass defect (problems), binding energy; Nuclear energy: light water nuclear power plant, breeder reactor. Solar energy conversion: Principle, working and applications of solar cells; Recent developments in solar cell materials. Wind energy; Geothermal energy; Batteries: Types of batteries, Primary battery - dry cell, Secondary battery - lead acid battery and lithium-ion-battery; Electric vehicles – working principles; Fuel cells: H₂-O₂ fuel cell, microbial fuel cell; Supercapacitors: Storage principle, types and examples.

TOTAL: 45 PERIODS**COURSE OUTCOMES**

At the end of the course, the students will be able:

- To infer the quality of water from quality parameter data and propose suitable treatment methodologies to treat water.
- To identify and apply basic concepts of nanoscience and nanotechnology in designing the synthesis of nanomaterials for engineering and technology applications.
- To apply the knowledge of phase rule and composites for material selection requirements.
- To recommend suitable fuels for engineering processes and applications.
- To recognize different forms of energy resources and apply them for suitable applications in energy sectors.

TEXT BOOKS:

1. P. C. Jain and Monica Jain, "Engineering Chemistry", 17th Edition, Dhanpat Rai Publishing Company (P) Ltd, New Delhi, 2018.
2. Sivasankar B., "Engineering Chemistry", Tata McGraw-Hill Publishing Company Ltd, New Delhi, 2008.
3. S.S. Dara, "A Text book of Engineering Chemistry", S. Chand Publishing, 12th Edition, 2018.

REFERENCES:

1. B. S. Murty, P. Shankar, Baldev Raj, B. B. Rath and James Murday, "Text book of nanoscience and nanotechnology", Universities Press-IIM Series in Metallurgy and Materials Science, 2018.
2. O.G. Palanna, "Engineering Chemistry" McGraw Hill Education (India) Private Limited, 2nd Edition, 2017.
3. Friedrich Emich, "Engineering Chemistry", Scientific International PVT, LTD, New Delhi, 2014.
4. Shikha Agarwal, "Engineering Chemistry-Fundamentals and Applications", Cambridge University Press, Delhi, Second Edition, 2019.
5. O.V. Roussak and H.D. Gesser, Applied Chemistry-A Text Book for Engineers and Technologists, Springer Science Business Media, New York, 2nd Edition, 2013.

GE3151

PROBLEM SOLVING AND PYTHON PROGRAMMING

L T P C
3 0 0 3

COURSE OBJECTIVES:

- To understand the basics of algorithmic problem solving.
- To learn to solve problems using Python conditionals and loops.
- To define Python functions and use function calls to solve problems.
- To use Python data structures - lists, tuples, dictionaries to represent complex data.
- To do input/output with files in Python.

UNIT I COMPUTATIONAL THINKING AND PROBLEM SOLVING

9

Fundamentals of Computing – Identification of Computational Problems -Algorithms, building blocks of algorithms (statements, state, control flow, functions), notation (pseudo code, flow chart, programming language), algorithmic problem solving, simple strategies for developing algorithms (iteration, recursion). Illustrative problems: find minimum in a list, insert a card in a list of sorted cards, guess an integer number in a range, Towers of Hanoi.

UNIT II DATA TYPES, EXPRESSIONS, STATEMENTS

9

Python interpreter and interactive mode, debugging; values and types: int, float, boolean, string, and list; variables, expressions, statements, tuple assignment, precedence of operators, comments; Illustrative programs: exchange the values of two variables, circulate the values of n variables, distance between two points.

UNIT III CONTROL FLOW, FUNCTIONS, STRINGS

9

Conditionals: Boolean values and operators, conditional (if), alternative (if-else), chained conditional (if-elif-else); Iteration: state, while, for, break, continue, pass; Fruitful functions: return values, parameters, local and global scope, function composition, recursion; Strings: string slices, immutability, string functions and methods, string module; Lists as arrays. Illustrative programs: square root, gcd, exponentiation, sum an array of numbers, linear search, binary search.

UNIT IV LISTS, TUPLES, DICTIONARIES

9

Lists: list operations, list slices, list methods, list loop, mutability, aliasing, cloning lists, list parameters; Tuples: tuple assignment, tuple as return value; Dictionaries: operations and methods; advanced list processing - list comprehension; Illustrative programs: simple sorting, histogram, Students marks statement, Retail bill preparation.

UNIT V FILES, MODULES, PACKAGES

9

Files and exception: text files, reading and writing files, format operator; command line arguments, errors and exceptions, handling exceptions, modules, packages; Illustrative programs: word count, copy file, Voter's age validation, Marks range validation (0-100).

TOTAL : 45 PERIODS

COURSE OUTCOMES:

Upon completion of the course, students will be able to

CO1: Develop algorithmic solutions to simple computational problems.

CO2: Develop and execute simple Python programs.

CO3: Write simple Python programs using conditionals and looping for solving problems.

CO4: Decompose a Python program into functions.

CO5: Represent compound data using Python lists, tuples, dictionaries etc.

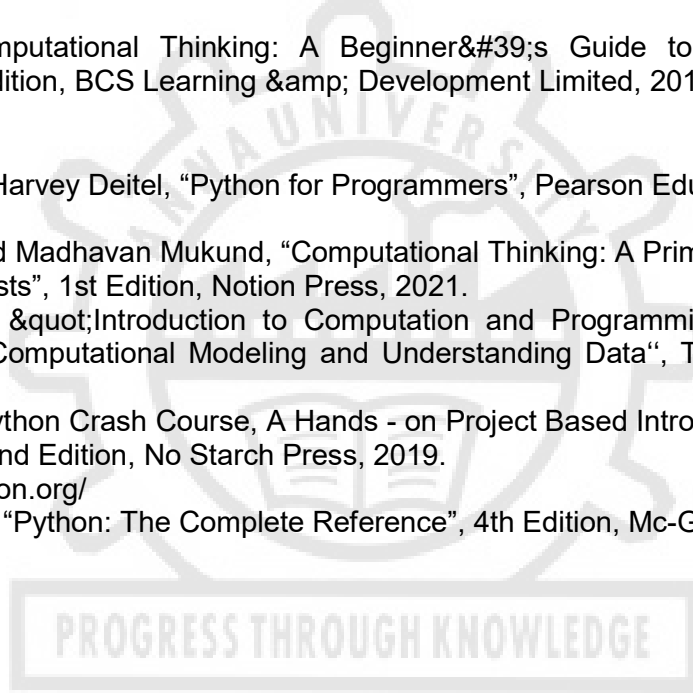
CO6: Read and write data from/to files in Python programs.

TEXT BOOKS:

1. Allen B. Downey, "Think Python: How to Think like a Computer Scientist", 2nd Edition, O'Reilly Publishers, 2016.
2. Karl Beecher, "Computational Thinking: A Beginner's Guide to Problem Solving and programming", 1st Edition, BCS Learning & Development Limited, 2017.

REFERENCES:

1. Paul Deitel and Harvey Deitel, "Python for Programmers", Pearson Education, 1st Edition, 2021.
2. G Venkatesh and Madhavan Mukund, "Computational Thinking: A Primer for Programmers and Data Scientists", 1st Edition, Notion Press, 2021.
3. John V Guttag, "Introduction to Computation and Programming Using Python: With Applications to Computational Modeling and Understanding Data", Third Edition, MIT Press 2021
4. Eric Matthes, "Python Crash Course, A Hands - on Project Based Introduction to Programming", 2nd Edition, No Starch Press, 2019.
5. <https://www.python.org/>
6. Martin C. Brown, "Python: The Complete Reference", 4th Edition, Mc-Graw Hill, 2018.



GE3152

தமிழர் மரபு

L T P C
1 0 0 1

அலகு I மொழி மற்றும் இலக்கியம்:

3

இந்திய மொழிக் குடும்பங்கள் - திராவிட மொழிகள் - தமிழ் ஒரு செம்மொழி - தமிழ் செவ்விலக்கியங்கள் - சங்க இலக்கியத்தின் சமயச் சார்பற்ற தன்மை - சங்க இலக்கியத்தில் பகிர்தல் அறம் - திருக்குறளில் மேலாண்மைக் கருத்துக்கள் - தமிழ்க் காப்பியங்கள், தமிழகத்தில் சமண பௌத்த சமயங்களின் தாக்கம் - பக்தி இலக்கியம், ஆழ்வார்கள் மற்றும் நாயன்மார்கள் - சிற்றிலக்கியங்கள் - தமிழில் நவீன இலக்கியத்தின் வளர்ச்சி - தமிழ் இலக்கிய வளர்ச்சியில் பாரதியார் மற்றும் பாரதிதாசன் ஆகியோரின் பங்களிப்பு.

அலகு II மரபு – பாறை ஓவியங்கள் முதல் நவீன ஓவியங்கள் வரை – சிற்பக் கலை: 3

நடுகல் முதல் நவீன சிற்பங்கள் வரை – ஐம்பொன் சிலைகள் – பழங்குடியினர் மற்றும் அவர்கள் தயாரிக்கும் கைவினைப் பொருட்கள், பொம்மைகள் – தேர் செய்யும் கலை – சுடுமண் சிற்பங்கள் – நாட்டுப்புறத் தெய்வங்கள் – குமரிமுனையில் திருவள்ளூர் சிலை – இசைக் கருவிகள் – மிருதங்கம், பறை, வீணை, யாழ், நாதஸ்வரம் – தமிழர்களின் சமூக பொருளாதார வாழ்வில் கோவில்களின் பங்கு.

அலகு III நாட்டுப்புறக் கலைகள் மற்றும் வீர விளையாட்டுகள்: 3

தெருக்கூத்து, கரகாட்டம், வில்லுப்பாட்டு, கணியான் கூத்து, ஓயிலாட்டம், தோல்பாவைக் கூத்து, சிலம்பாட்டம், வளரி, புலியாட்டம், தமிழர்களின் விளையாட்டுகள்.

அலகு IV தமிழர்களின் திணைக் கோட்பாடுகள்: 3

தமிழகத்தின் தாவரங்களும், விலங்குகளும் – தொல்காப்பியம் மற்றும் சங்க இலக்கியத்தில் அகம் மற்றும் புறக் கோட்பாடுகள் – தமிழர்கள் போற்றிய அறக்கோட்பாடு – சங்ககாலத்தில் தமிழகத்தில் எழுத்தறிவும், கல்வியும் – சங்ககால நகரங்களும் துறை முகங்களும் – சங்ககாலத்தில் ஏற்றுமதி மற்றும் இறக்குமதி – கடல்கடந்த நாடுகளில் சோழர்களின் வெற்றி.

அலகு V இந்திய தேசிய இயக்கம் மற்றும் இந்திய பண்பாட்டிற்குத் தமிழர்களின் பங்களிப்பு: 3

இந்திய விடுதலைப்போரில் தமிழர்களின் பங்கு – இந்தியாவின் பிறப்பகுதிகளில் தமிழ்ப் பண்பாட்டின் தாக்கம் – சுயமரியாதை இயக்கம் – இந்திய மருத்துவத்தில், சித்த மருத்துவத்தின் பங்கு – கல்வெட்டுகள், கையெழுத்துப்படிக்கள் - தமிழ்ப் புத்தகங்களின் அச்ச வரலாறு.

TOTAL : 15 PERIODS

TEXT-CUM-REFERENCE BOOKS

1. தமிழக வரலாறு – மக்களும் பண்பாடும் – கே.கே. பிள்ளை (வெளியீடு: தமிழ்நாடு பாடநூல் மற்றும் கல்வியியல் பணிகள் கழகம்).
2. கணினித் தமிழ் – முனைவர் இல. சுந்தரம். (விகடன் பிரசுரம்).
3. கீழடி – வைகை நதிக்கரையில் சங்ககால நகர நாகரிகம் (தொல்லியல் துறை வெளியீடு)
4. பொருளை – ஆற்றங்கரை நாகரிகம். (தொல்லியல் துறை வெளியீடு)
5. Social Life of Tamils (Dr.K.K.Pillay) A joint publication of TNTB & ESC and RMRL – (in print)
6. Social Life of the Tamils - The Classical Period (Dr.S.Singaravelu) (Published by: International Institute of Tamil Studies.
7. Historical Heritage of the Tamils (Dr.S.V.Subatamanian, Dr.K.D. Thirunavukkarasu) (Published by: International Institute of Tamil Studies).
8. The Contributions of the Tamils to Indian Culture (Dr.M.Valarmathi) (Published by: International Institute of Tamil Studies.)
9. Keeladi - 'Sangam City Civilization on the banks of river Vaigai' (Jointly Published by: Department of Archaeology & Tamil Nadu Text Book and Educational Services Corporation, Tamil Nadu)
10. Studies in the History of India with Special Reference to Tamil Nadu (Dr.K.K.Pillay) (Published by: The Author)
11. Porunai Civilization (Jointly Published by: Department of Archaeology & Tamil Nadu Text Book and Educational Services Corporation, Tamil Nadu)
12. Journey of Civilization Indus to Vaigai (R.Balakrishnan) (Published by: RMRL) – Reference Book.

UNIT I LANGUAGE AND LITERATURE**3**

Language Families in India - Dravidian Languages – Tamil as a Classical Language - Classical Literature in Tamil – Secular Nature of Sangam Literature – Distributive Justice in Sangam Literature - Management Principles in Thirukural - Tamil Epics and Impact of Buddhism & Jainism in Tamil Land - Bakthi Literature Azhwars and Nayanmars - Forms of minor Poetry - Development of Modern literature in Tamil - Contribution of Bharathiyar and Bharathidhasan.

UNIT II HERITAGE - ROCK ART PAINTINGS TO MODERN ART – SCULPTURE**3**

Hero stone to modern sculpture - Bronze icons - Tribes and their handicrafts - Art of temple car making - - Massive Terracotta sculptures, Village deities, Thiruvalluvar Statue at Kanyakumari, Making of musical instruments - Mridhangam, Parai, Veenai, Yazh and Nadhaswaram - Role of Temples in Social and Economic Life of Tamils.

UNIT III FOLK AND MARTIAL ARTS**3**

Therukoothu, Karagattam, Villu Pattu, Kaniyan Koothu, Oyillattam, Leather puppetry, Silambattam, Valari, Tiger dance - Sports and Games of Tamils.

UNIT IV THINAI CONCEPT OF TAMILS**3**

Flora and Fauna of Tamils & Aham and Puram Concept from Tholkappiyam and Sangam Literature - Aram Concept of Tamils - Education and Literacy during Sangam Age - Ancient Cities and Ports of Sangam Age - Export and Import during Sangam Age - Overseas Conquest of Cholas.

UNIT V CONTRIBUTION OF TAMILS TO INDIAN NATIONAL MOVEMENT AND INDIAN CULTURE**3**

Contribution of Tamils to Indian Freedom Struggle - The Cultural Influence of Tamils over the other parts of India – Self-Respect Movement - Role of Siddha Medicine in Indigenous Systems of Medicine – Inscriptions & Manuscripts – Print History of Tamil Books.

TOTAL : 15 PERIODS**TEXT-CUM-REFERENCE BOOKS**

1. தமிழக வரலாறு – மக்களும் பண்பாடும் – கே.கே. பிள்ளை (வெளியீடு: தமிழ்நாடு பாடநூல் மற்றும் கல்வியியல் பணிகள் கழகம்).
2. கணினித் தமிழ் – முனைவர் இல. சுந்தரம். (விகடன் பிரசுரம்).
3. கீழடி – வைகை நதிக்கரையில் சங்ககால நகர நாகரிகம் (தொல்லியல் துறை வெளியீடு)
4. பொருறை – ஆற்றங்கரை நாகரிகம். (தொல்லியல் துறை வெளியீடு)
5. Social Life of Tamils (Dr.K.K.Pillay) A joint publication of TNTB & ESC and RMRL – (in print)
6. Social Life of the Tamils - The Classical Period (Dr.S.Singaravelu) (Published by: International Institute of Tamil Studies.
7. Historical Heritage of the Tamils (Dr.S.V.Subatamanian, Dr.K.D. Thirunavukkarasu) (Published by: International Institute of Tamil Studies).
8. The Contributions of the Tamils to Indian Culture (Dr.M.Valarmathi) (Published by: International Institute of Tamil Studies.)
9. Keeladi - 'Sangam City Civilization on the banks of river Vaigai' (Jointly Published by: Department of Archaeology & Tamil Nadu Text Book and Educational Services Corporation, Tamil Nadu)
10. Studies in the History of India with Special Reference to Tamil Nadu (Dr.K.K.Pillay) (Published by: The Author)
11. Porunai Civilization (Jointly Published by: Department of Archaeology & Tamil Nadu Text Book and Educational Services Corporation, Tamil Nadu)
12. Journey of Civilization Indus to Vaigai (R.Balakrishnan) (Published by: RMRL) – Reference Book.

COURSE OBJECTIVES:

- To understand the problem solving approaches.
- To learn the basic programming constructs in Python.
- To practice various computing strategies for Python-based solutions to real world problems.
- To use Python data structures - lists, tuples, dictionaries.
- To do input/output with files in Python.

EXPERIMENTS:

Note: The examples suggested in each experiment are only indicative. The lab instructor is expected to design other problems on similar lines. The Examination shall not be restricted to the sample experiments listed here.

1. Identification and solving of simple real life or scientific or technical problems, and developing flow charts for the same. (Electricity Billing, Retail shop billing, Sin series, weight of a motorbike, Weight of a steel bar, compute Electrical Current in Three Phase AC Circuit, etc.)
2. Python programming using simple statements and expressions (exchange the values of two variables, circulate the values of n variables, distance between two points).
3. Scientific problems using Conditionals and Iterative loops. (Number series, Number Patterns, pyramid pattern)
4. Implementing real-time/technical applications using Lists, Tuples. (Items present in a library/Components of a car/ Materials required for construction of a building –operations of list & tuples)
5. Implementing real-time/technical applications using Sets, Dictionaries. (Language, components of an automobile, Elements of a civil structure, etc.- operations of Sets & Dictionaries)
6. Implementing programs using Functions. (Factorial, largest number in a list, area of shape)
7. Implementing programs using Strings. (reverse, palindrome, character count, replacing characters)
8. Implementing programs using written modules and Python Standard Libraries (pandas, numpy. Matplotlib, scipy)
9. Implementing real-time/technical applications using File handling. (copy from one file to another, word count, longest word)
10. Implementing real-time/technical applications using Exception handling. (divide by zero error, voter's age validity, student mark range validation)
11. Exploring Pygame tool.
12. Developing a game activity using Pygame like bouncing ball, car race etc.

TOTAL: 60 PERIODS**COURSE OUTCOMES:**

On completion of the course, students will be able to:

CO1: Develop algorithmic solutions to simple computational problems

CO2: Develop and execute simple Python programs.

CO3: Implement programs in Python using conditionals and loops for solving problems.

CO4: Deploy functions to decompose a Python program.

CO5: Process compound data using Python data structures.

CO6: Utilize Python packages in developing software applications.

TEXT BOOKS:

1. Allen B. Downey, "Think Python : How to Think like a Computer Scientist", 2nd Edition, O'Reilly Publishers, 2016.
2. Karl Beecher, "Computational Thinking: A Beginner's Guide to Problem Solving and Programming", 1st Edition, BCS Learning & Development Limited, 2017.

REFERENCES:

1. Paul Deitel and Harvey Deitel, "Python for Programmers", Pearson Education, 1st Edition, 2021.
2. G Venkatesh and Madhavan Mukund, "Computational Thinking: A Primer for Programmers and Data Scientists", 1st Edition, Notion Press, 2021.
3. John V Guttag, "Introduction to Computation and Programming Using Python: With Applications to Computational Modeling and Understanding Data", Third Edition, MIT Press, 2021
4. Eric Matthes, "Python Crash Course, A Hands - on Project Based Introduction to Programming", 2nd Edition, No Starch Press, 2019.
5. <https://www.python.org/>
6. Martin C. Brown, "Python: The Complete Reference", 4th Edition, Mc-Graw Hill, 2018.

BS3171

PHYSICS AND CHEMISTRY LABORATORY

L T P C
0 0 4 2

PHYSICS LABORATORY: (Any Seven Experiments)

COURSE OBJECTIVES:

- To learn the proper use of various kinds of physics laboratory equipment.
 - To learn how data can be collected, presented and interpreted in a clear and concise manner.
 - To learn problem solving skills related to physics principles and interpretation of experimental data.
 - To determine error in experimental measurements and techniques used to minimize such error.
 - To make the student as an active participant in each part of all lab exercises.
1. Torsional pendulum - Determination of rigidity modulus of wire and moment of inertia of regular and irregular objects.
 2. Simple harmonic oscillations of cantilever.
 3. Non-uniform bending - Determination of Young's modulus
 4. Uniform bending – Determination of Young's modulus
 5. Laser- Determination of the wave length of the laser using grating
 6. Air wedge - Determination of thickness of a thin sheet/wire
 7. a) Optical fibre -Determination of Numerical Aperture and acceptance angle
b) Compact disc- Determination of width of the groove using laser.
 8. Acoustic grating- Determination of velocity of ultrasonic waves in liquids.
 9. Ultrasonic interferometer – determination of the velocity of sound and compressibility of liquids
 10. Post office box -Determination of Band gap of a semiconductor.
 11. Photoelectric effect
 12. Michelson Interferometer.
 13. Melde's string experiment
 14. Experiment with lattice dynamics kit.

TOTAL: 30 PERIODS

COURSE OUTCOMES:

Upon completion of the course, the students should be able to

- Understand the functioning of various physics laboratory equipment.
- Use graphical models to analyze laboratory data.
- Use mathematical models as a medium for quantitative reasoning and describing physical reality.
- Access, process and analyze scientific information.
- Solve problems individually and collaboratively.

CHEMISTRY LABORATORY: (Any seven experiments to be conducted)

COURSE OBJECTIVES:

- To inculcate experimental skills to test basic understanding of water quality parameters, such as, acidity, alkalinity, hardness, DO, chloride and copper.
 - To induce the students to familiarize with electroanalytical techniques such as, pH metry, potentiometry and conductometry in the determination of impurities in aqueous solutions.
 - To demonstrate the analysis of metals and alloys.
 - To demonstrate the synthesis of nanoparticles
1. Preparation of Na_2CO_3 as a primary standard and estimation of acidity of a water sample using the primary standard
 2. Determination of types and amount of alkalinity in water sample.
 - Split the first experiment into two
 3. Determination of total, temporary & permanent hardness of water by EDTA method.
 4. Determination of DO content of water sample by Winkler's method.
 5. Determination of chloride content of water sample by Argentometric method.
 6. Estimation of copper content of the given solution by Iodometry.
 7. Estimation of TDS of a water sample by gravimetry.
 8. Determination of strength of given hydrochloric acid using pH meter.
 9. Determination of strength of acids in a mixture of acids using conductivity meter.
 10. Conductometric titration of barium chloride against sodium sulphate (precipitation titration)
 11. Estimation of iron content of the given solution using potentiometer.
 12. Estimation of sodium /potassium present in water using flame photometer.
 13. Preparation of nanoparticles ($\text{TiO}_2/\text{ZnO}/\text{CuO}$) by Sol-Gel method.
 14. Estimation of Nickel in steel
 15. Proximate analysis of Coal

TOTAL : 30 PERIODS

COURSE OUTCOMES:

- To analyse the quality of water samples with respect to their acidity, alkalinity, hardness and DO.
- To determine the amount of metal ions through volumetric and spectroscopic techniques
- To analyse and determine the composition of alloys.
- To learn simple method of synthesis of nanoparticles
- To quantitatively analyse the impurities in solution by electroanalytical techniques

TEXT BOOK:

1. J. Mendham, R. C. Denney, J.D. Barnes, M. Thomas and B. Sivasankar, Vogel's Textbook of Quantitative Chemical Analysis (2009).

OBJECTIVES :

- To improve the communicative competence of learners
- To help learners use language effectively in academic /work contexts
- To develop various listening strategies to comprehend various types of audio materials like lectures, discussions, videos etc.
- To build on students' English language skills by engaging them in listening, speaking and grammar learning activities that are relevant to authentic contexts.
- To use language efficiently in expressing their opinions via various media.

UNIT I INTRODUCTION TO FUNDAMENTALS OF COMMUNICATION**6**

Listening for general information-specific details- conversation: Introduction to classmates - Audio / video (formal & informal); Telephone conversation; Listening to voicemail & messages; Listening and filling a form. Speaking - making telephone calls-Self Introduction; Introducing a friend; - politeness strategies- making polite requests, making polite offers, replying to polite requests and offers-understanding basic instructions(filling out a bank application for example).

UNIT II NARRATION AND SUMMATION**6**

Listening - Listening to podcasts, anecdotes / stories / event narration; documentaries and interviews with celebrities. Speaking - Narrating personal experiences / events-Talking about current and temporary situations & permanent and regular situations* - describing experiences and feelings-engaging in small talk- describing requirements and abilities.

UNIT III DESCRIPTION OF A PROCESS / PRODUCT**6**

Listening - Listen to product and process descriptions; a classroom lecture; and advertisements about products. Speaking – Picture description- describing locations in workplaces- Giving instruction to use the product- explaining uses and purposes- Presenting a product- describing shapes and sizes and weights- talking about quantities(large & small)-talking about precautions.

UNIT IV CLASSIFICATION AND RECOMMENDATIONS**6**

Listening – Listening to TED Talks; Listening to lectures - and educational videos. Speaking – Small Talk; discussing and making plans-talking about tasks-talking about progress- talking about positions and directions of movement-talking about travel preparations- talking about transportation-

UNIT V EXPRESSION**6**

Listening – Listening to debates/ discussions; different viewpoints on an issue; and panel discussions. Speaking –making predictions- talking about a given topic-giving opinions- understanding a website-describing processes

TOTAL : 30 PERIODS**LEARNING OUTCOMES:**

At the end of the course, learners will be able

- To listen and comprehend complex academic texts
- To speak fluently and accurately in formal and informal communicative contexts
- To express their opinions effectively in both oral and written medium of communication

ASSESSMENT PATTERN

- One online / app based assessment to test listening /speaking
- End Semester **ONLY** listening and speaking will be conducted online.
- Proficiency certification is given on successful completion of listening and speaking internal test and end semester exam.

OBJECTIVES:

- To engage learners in meaningful language activities to improve their reading and writing skills
- To learn various reading strategies and apply in comprehending documents in professional context.
- To help learners understand the purpose, audience, contexts of different types of writing
- To develop analytical thinking skills for problem solving in communicative contexts
- To demonstrate an understanding of job applications and interviews for internship and placements

UNIT I MAKING COMPARISONS**6**

Reading - Reading advertisements, user manuals, brochures; Writing – Professional emails, Email etiquette - Compare and Contrast Essay; Grammar – Mixed Tenses, Prepositional phrases

UNIT II EXPRESSING CAUSAL RELATIONS IN SPEAKING AND WRITING**6**

Reading - Reading longer technical texts– Cause and Effect Essays, and Letters / emails of complaint, Writing - Writing responses to complaints. Grammar - Active Passive Voice transformations, Infinitive and Gerunds

UNIT III PROBLEM SOLVING**6**

Reading - Case Studies, excerpts from literary texts, news reports etc. Writing – Letter to the Editor, Checklists, Problem solution essay / Argumentative Essay. Grammar – Error correction; If conditional sentences

UNIT IV REPORTING OF EVENTS AND RESEARCH**6**

Reading –Newspaper articles; Writing – Recommendations, Transcoding, Accident Report, Survey Report Grammar – Reported Speech, Modals Vocabulary – Conjunctions- use of prepositions

UNIT V THE ABILITY TO PUT IDEAS OR INFORMATION COGENTLY**6**

Reading – Company profiles, Statement of Purpose, (SOP), an excerpt of interview with professionals; Writing – Job / Internship application – Cover letter & Resume; Grammar – Numerical adjectives, Relative Clauses.

TOTAL : 30 PERIODS**OUTCOMES:**

At the end of the course, learners will be able

- To compare and contrast products and ideas in technical texts.
- To identify cause and effects in events, industrial processes through technical texts
- To analyse problems in order to arrive at feasible solutions and communicate them orally and in the written format.
- To report events and the processes of technical and industrial nature.
- To present their opinions in a planned and logical manner, and draft effective resumes in context of job search.

TEXT BOOKS :

1. English for Engineers & Technologists (2020 edition) Orient Blackswan Private Ltd. Department of English, Anna University.
2. English for Science & Technology Cambridge University Press 2021.
3. Authored by Dr. Veena Selvam, Dr. Sujatha Priyadarshini, Dr. Deepa Mary Francis, Dr. KN. Shoba, and Dr. Lourdes Joevani, Department of English, Anna University.

REFERENCES:

1. Raman. Meenakshi, Sharma. Sangeeta (2019). Professional English. Oxford university press. New Delhi.
2. Improve Your Writing ed. V.N. Arora and Laxmi Chandra, Oxford Univ. Press, 2001, NewDelhi.
3. Learning to Communicate – Dr. V. Chellammal. Allied Publishers, New Delhi, 2003
4. Business Correspondence and Report Writing by Prof. R.C. Sharma & Krishna Mohan, Tata McGraw Hill & Co. Ltd., 2001, New Delhi.
5. Developing Communication Skills by Krishna Mohan, Meera Bannerji- Macmillan India Ltd. 1990, Delhi.

ASSESSMENT PATTERN

Two internal assessments and an end semester examination to test students' reading and writing skills along with their grammatical and lexical competence.

MA3251

STATISTICS AND NUMERICAL METHODS

L T P C
3 1 0 4

COURSE OBJECTIVES:

- This course aims at providing the necessary basic concepts of a few statistical and numerical methods and give procedures for solving numerically different kinds of problems occurring in engineering and technology.
- To acquaint the knowledge of testing of hypothesis for small and large samples which plays an important role in real life problems.
- To introduce the basic concepts of solving algebraic and transcendental equations.
- To introduce the numerical techniques of interpolation in various intervals and numerical techniques of differentiation and integration which plays an important role in engineering and technology disciplines.
- To acquaint the knowledge of various techniques and methods of solving ordinary differential equations.

UNIT I TESTING OF HYPOTHESIS

9+3

Sampling distributions - Tests for single mean, proportion and difference of means (Large and small samples) – Tests for single variance and equality of variances – Chi square test for goodness of fit – Independence of attributes.

UNIT II DESIGN OF EXPERIMENTS

9+3

One way and two way classifications - Completely randomized design – Randomized block design – Latin square design - 2^2 factorial design.

UNIT III SOLUTION OF EQUATIONS AND EIGENVALUE PROBLEMS

9+3

Solution of algebraic and transcendental equations - Fixed point iteration method – Newton Raphson method- Solution of linear system of equations - Gauss elimination method – Pivoting - Gauss Jordan method – Iterative methods of Gauss Jacobi and Gauss Seidel - Eigenvalues of a matrix by Power method and Jacobi's method for symmetric matrices.

UNIT IV INTERPOLATION, NUMERICAL DIFFERENTIATION AND NUMERICAL INTEGRATION

9+3

Lagrange's and Newton's divided difference interpolations – Newton's forward and backward difference interpolation – Approximation of derivatives using interpolation polynomials – Numerical single and double integrations using Trapezoidal and Simpson's 1/3 rules.

UNIT V NUMERICAL SOLUTION OF ORDINARY DIFFERENTIAL EQUATIONS 9+3

Single step methods: Taylor's series method - Euler's method - Modified Euler's method - Fourth order Runge-Kutta method for solving first order differential equations - Multi step methods: Milne's and Adams - Bash forth predictor corrector methods for solving first order differential equations.

TOTAL: 60 PERIODS

COURSE OUTCOMES:

Upon successful completion of the course, students will be able to:

- Apply the concept of testing of hypothesis for small and large samples in real life problems.
- Apply the basic concepts of classifications of design of experiments in the field of agriculture.
- Appreciate the numerical techniques of interpolation in various intervals and apply the numerical techniques of differentiation and integration for engineering problems.
- Understand the knowledge of various techniques and methods for solving first and second order ordinary differential equations.
- Solve the partial and ordinary differential equations with initial and boundary conditions by using certain techniques with engineering applications.

TEXT BOOKS:

1. Grewal, B.S., and Grewal, J.S., "Numerical Methods in Engineering and Science", Khanna Publishers, 10th Edition, New Delhi, 2015.
2. Johnson, R.A., Miller, I and Freund J., "Miller and Freund's Probability and Statistics for Engineers", Pearson Education, Asia, 8th Edition, 2015.

REFERENCES:

1. Burden, R.L and Faires, J.D, "Numerical Analysis", 9th Edition, Cengage Learning, 2016.
2. Devore. J.L., "Probability and Statistics for Engineering and the Sciences", Cengage Learning, New Delhi, 8th Edition, 2014.
3. Gerald. C.F. and Wheatley. P.O. "Applied Numerical Analysis" Pearson Education, Asia, New Delhi, 7th Edition, 2007.
4. Gupta S.C. and Kapoor V. K., "Fundamentals of Mathematical Statistics", Sultan Chand & Sons, New Delhi, 12th Edition, 2020.
5. Spiegel. M.R., Schiller. J. and Srinivasan. R.A., "Schaum's Outlines on Probability and Statistics ", Tata McGraw Hill Edition, 4th Edition, 2012.
6. Walpole. R.E., Myers. R.H., Myers. S.L. and Ye. K., "Probability and Statistics for Engineers and Scientists", 9th Edition, Pearson Education, Asia, 2010.

PH3251**MATERIALS SCIENCE****L T P C
3 0 0 3****COURSE OBJECTIVES:**

- To make the students to understand the basics of crystallography and its importance in studying materials properties.
- To understand the electrical properties of materials including free electron theory, applications of quantum mechanics and magnetic materials.
- To instil knowledge on physics of semiconductors, determination of charge carriers and device applications
- To establish a sound grasp of knowledge on different optical properties of materials, optical displays and applications
- To inculcate an idea of significance of nano structures, quantum confinement and ensuing nano device applications.

UNIT I CRYSTALLOGRAPHY 9

Crystal structures: BCC, FCC and HCP – directions and planes - linear and planar densities – crystal imperfections- edge and screw dislocations – grain and twin boundaries - Burgers vector and elastic strain energy- Slip systems, plastic deformation of materials - Polymorphism – phase changes – nucleation and growth – homogeneous and heterogeneous nucleation.

UNIT II ELECTRICAL AND MAGNETIC PROPERTIES OF MATERIALS 9

Classical free electron theory - Expression for electrical conductivity – Thermal conductivity, expression - Quantum free electron theory : Tunneling – degenerate states – Fermi- Dirac statistics – Density of energy states – Electron in periodic potential – Energy bands in solids – tight binding approximation - Electron effective mass – concept of hole. Magnetic materials: Dia, para and ferromagnetic effects – paramagnetism in the conduction electrons in metals – exchange interaction and ferromagnetism – quantum interference devices – GMR devices.

UNIT III SEMICONDUCTORS AND TRANSPORT PHYSICS 9

Intrinsic Semiconductors – Energy band diagram – direct and indirect band gap semiconductors – Carrier concentration in intrinsic semiconductors – extrinsic semiconductors - Carrier concentration in N-type & P-type semiconductors – Variation of carrier concentration with temperature – Carrier transport in Semiconductors: Drift, mobility and diffusion – Hall effect and devices – Ohmic contacts – Schottky diode.

UNIT IV OPTICAL PROPERTIES OF MATERIALS 9

Classification of optical materials – Optical processes in semiconductors: optical absorption and emission, charge injection and recombination, optical absorption, loss and gain. Optical processes in quantum wells – Optoelectronic devices: light detectors and solar cells – light emitting diode – laser diode - optical processes in organic semiconductor devices –excitonic state – Electro-optics and nonlinear optics: Modulators and switching devices – plasmonics.

UNIT V NANO ELECTRONIC DEVICES 9

Quantum confinement – Quantum structures – quantum wells, wires and dots – Zener-Bloch oscillations – Resonant tunneling – quantum interference effects - mesoscopic structures - Single electron phenomena – Single electron Transistor. Semiconductor photonic structures – 1D, 2D and 3D photonic crystal. Active and passive optoelectronic devices – photo processes – spintronics – carbon nanotubes: Properties and applications.

TOTAL: 45 PERIODS

COURSE OUTCOMES:

At the end of the course, the students should be able to

- know basics of crystallography and its importance for varied materials properties
- gain knowledge on the electrical and magnetic properties of materials and their applications
- understand clearly of semiconductor physics and functioning of semiconductor devices
- understand the optical properties of materials and working principles of various optical devices
- appreciate the importance of functional nanoelectronic devices.

TEXT BOOKS:

1. V.Raghavan. Materials Science and Engineering: A First Course, Prentice Hall India Learning Private Limited, 2015.
2. S.O. Kasap, Principles of Electronic Materials and Devices, Mc-Graw Hill, 2018.
3. Jasprit Singh, Semiconductor Devices: Basic Principles, Wiley (India), 2007.
4. Jasprit Singh, Semiconductor Optoelectronics: Physics and Technology, Mc-Graw Hill India (2019)
5. G.W.Hanson. Fundamentals of Nanoelectronics. Pearson Education (Indian Edition), 2009.

REFERENCES:

1. R.Balasubramaniam, Callister's Materials Science and Engineering. Wiley (Indian Edition), 2014.
2. Wendelin Wright and Donald Askeland, Essentials of Materials Science and Engineering, CL Engineering, 2013.
3. Robert F.Pierret, Semiconductor Device Fundamentals, Pearson, 2006
4. Pallab Bhattacharya, Semiconductor Optoelectronic Devices, Pearson, 2017
5. Ben Rogers, Jesse Adams and Sumita Pennathur, Nanotechnology: Understanding Small Systems, CRC Press, 2017.

BE3251 BASIC ELECTRICAL AND ELECTRONICS ENGINEERING

L T P C

3 0 0 3

COURSE OBJECTIVES:

- To introduce the basics of electric circuits and analysis
- To impart knowledge in the basics of working principles and application of electrical machines
- To introduce analog devices and their characteristics
- To educate on the fundamental concepts of digital electronics
- To introduce the functional elements and working of measuring instruments

UNIT I ELECTRICAL CIRCUITS

9

DC Circuits: Circuit Components: Conductor, Resistor, Inductor, Capacitor – Ohm's Law - Kirchhoff's Laws –Independent and Dependent Sources – Simple problems- Nodal Analysis, Mesh analysis with Independent sources only (Steady state)

Introduction to AC Circuits and Parameters: Waveforms, Average value, RMS Value, Instantaneous power, real power, reactive power and apparent power, power factor – Steady state analysis of RLC circuits (Simple problems only)

UNIT II ELECTRICAL MACHINES

9

Construction and Working principle- DC Separately and Self excited Generators, EMF equation, Types and Applications. Working Principle of DC motors, Torque Equation, Types and Applications. Construction, Working principle and Applications of Transformer, Three phase Alternator, Synchronous motor and Three Phase Induction Motor.

UNIT III ANALOG ELECTRONICS

9

Resistor, Inductor and Capacitor in Electronic Circuits- Semiconductor Materials: Silicon & Germanium – PN Junction Diodes, Zener Diode –Characteristics Applications – Bipolar Junction Transistor-Biasing, JFET, SCR, MOSFET, IGBT – Types, I-V Characteristics and Applications, Rectifier and Inverters

UNIT IV DIGITAL ELECTRONICS

9

Review of number systems, binary codes, error detection and correction codes, Combinational logic - representation of logic functions-SOP and POS forms, K-map representations - minimization using K maps (Simple Problems only)

UNIT V MEASUREMENTS AND INSTRUMENTATION

9

Functional elements of an instrument, Standards and calibration, Operating Principle, types -Moving Coil and Moving Iron meters, Measurement of three phase power, Energy Meter, Instrument Transformers-CT and PT, DSO- Block diagram- Data acquisition.

TOTAL: 45 PERIODS

COURSE OUTCOMES:

After completing this course, the students will be able to

1. Compute the electric circuit parameters for simple problems
2. Explain the working principle and applications of electrical machines
3. Analyze the characteristics of analog electronic devices
4. Explain the basic concepts of digital electronics
5. Explain the operating principles of measuring instruments

TEXT BOOKS:

1. Kothari DP and I.J Nagrath, "Basic Electrical and Electronics Engineering", Second Edition, McGraw Hill Education, 2020
2. S.K.Bhattacharya "Basic Electrical and Electronics Engineering", Pearson Education, Second Edition, 2017.
3. Sedha R.S., "A textbook book of Applied Electronics", S. Chand & Co., 2008
4. James A .Svoboda, Richard C. Dorf, "Dorf's Introduction to Electric Circuits", Wiley, 2018.
5. A.K. Sawhney, Puneet Sawhney 'A Course in Electrical & Electronic Measurements & Instrumentation', Dhanpat Rai and Co, 2015.

REFERENCES:

1. Kothari DP and I.J Nagrath, "Basic Electrical Engineering", Fourth Edition, McGraw Hill Education, 2019.
2. Thomas L. Floyd, 'Digital Fundamentals', 11th Edition, Pearson Education, 2017.
3. Albert Malvino, David Bates, 'Electronic Principles, McGraw Hill Education; 7th edition, 2017.
4. Mahmood Nahvi and Joseph A. Edminister, "Electric Circuits", Schaum' Outline Series, McGraw Hill, 2002.
5. H.S. Kalsi, 'Electronic Instrumentation', Tata McGraw-Hill, New Delhi, 2010

GE3251

ENGINEERING GRAPHICS

L T P C
2 0 4 4

COURSE OBJECTIVES:

The main learning objective of this course is to prepare the students for:

1. Drawing engineering curves.
2. Drawing freehand sketch of simple objects.
3. Drawing orthographic projection of solids and section of solids.
4. Drawing development of solids
5. Drawing isometric and perspective projections of simple solids.

CONCEPTS AND CONVENTIONS (Not for Examination)

Importance of graphics in engineering applications - Use of drafting instruments - BIS conventions and specifications — Size, layout and folding of drawing sheets — Lettering and dimensioning.

UNIT I PLANE CURVES

6+12

Basic Geometrical constructions, Curves used in engineering practices: Conics — Construction of ellipse, parabola and hyperbola by eccentricity method — Construction of cycloid — construction of involutes of square and circle — Drawing of tangents and normal to the above curves.

UNIT II PROJECTION OF POINTS, LINES AND PLANE SURFACE

6+12

Orthographic projection- principles-Principal planes-First angle projection-projection of points. Projection of straight lines (only First angle projections) inclined to both the principal planes - Determination of true lengths and true inclinations by rotating line method and traces. Projection of planes (polygonal and circular surfaces) inclined to both the principal planes by rotating object method.

UNIT III PROJECTION OF SOLIDS AND FREEHAND SKETCHING 6+12

Projection of simple solids like prisms, pyramids, cylinder, cone and truncated solids when the axis is inclined to one of the principal planes and parallel to the other by rotating object method. Visualization concepts and Free Hand sketching: Visualization principles —Representation of Three Dimensional objects — Layout of views- Freehand sketching of multiple views from pictorial views of objects. Practicing three dimensional modeling of simple objects by CAD Software (Not for examination)

UNIT IV PROJECTION OF SECTIONED SOLIDS AND DEVELOPMENT OF SURFACES 6 +12

Sectioning of above solids in simple vertical position when the cutting plane is inclined to the one of the principal planes and perpendicular to the other — obtaining true shape of section. Development of lateral surfaces of simple and sectioned solids — Prisms, pyramids cylinders and cones. Practicing three dimensional modeling of simple objects by CAD Software (Not for examination)

UNIT V ISOMETRIC AND PERSPECTIVE PROJECTIONS 6+12

Principles of isometric projection — isometric scale - Isometric projections of simple solids and truncated solids - Prisms, pyramids, cylinders, cones- combination of two solid objects in simple vertical positions - Perspective projection of simple solids-Prisms, pyramids and cylinders by visual ray method.

Practicing three dimensional modeling of isometric projection of simple objects by CAD Software (Not for examination)

TOTAL: (L=30; P=60) 90 PERIODS

OUTCOMES:

On successful completion of this course, the student will be able to

- Use BIS conventions and specifications for engineering drawing.
- Construct the conic curves, involutes and cycloid.
- Solve practical problems involving projection of lines.
- Draw the orthographic, isometric and perspective projections of simple solids.
- Draw the development of simple solids.

TEXT BOOK:

1. Bhatt N.D. and Panchal V.M., "Engineering Drawing", Charotar Publishing House, 53rd Edition, 2019.
2. Natrajan K.V., "A Text Book of Engineering Graphics", Dhanalakshmi Publishers, Chennai, 2018.
3. Parthasarathy, N. S. and Vela Murali, "Engineering Drawing", Oxford University Press, 2015

REFERENCES:

1. Basant Agarwal and Agarwal C.M., "Engineering Drawing", McGraw Hill, 2nd Edition, 2019.
2. Gopalakrishna K.R., "Engineering Drawing" (Vol. I&II combined), Subhas Publications, Bangalore, 27th Edition, 2017.
3. Luzzader, Warren.J. and Duff, John M., "Fundamentals of Engineering Drawing with an introduction to Interactive Computer Graphics for Design and Production, Eastern Economy Edition, Prentice Hall of India Pvt. Ltd, New Delhi, 2005.
4. Parthasarathy N. S. and Vela Murali, "Engineering Graphics", Oxford University, Press, New Delhi, 2015.
5. Shah M.B., and Rana B.C., "Engineering Drawing", Pearson Education India, 2nd Edition, 2009.
6. Venugopal K. and Prabhu Raja V., "Engineering Graphics", New Age International (P) Limited, 2008.

Publication of Bureau of Indian Standards:

1. IS 10711 — 2001: Technical products Documentation — Size and lay out of drawing sheets.
2. IS 9609 (Parts 0 & 1) — 2001: Technical products Documentation — Lettering.
3. IS 10714 (Part 20) — 2001 & SP 46 — 2003: Lines for technical drawings.
4. IS 11669 — 1986 & SP 46 —2003: Dimensioning of Technical Drawings.
5. IS 15021 (Parts 1 to 4) — 2001: Technical drawings — Projection Methods.

Special points applicable to University Examinations on Engineering Graphics:

1. There will be five questions, each of either or type covering all units of the syllabus.
2. All questions will carry equal marks of 20 each making a total of 100.
3. The answer paper shall consist of drawing sheets of A3 size only. The students will be permitted to use appropriate scale to fit solution within A3 size.
4. The examination will be conducted in appropriate sessions on the same day

GE3252

தமிழரும் தொழில்நுட்பமும்

L T P C
1 0 0 1

அலகு I நெசவு மற்றும் பானைத் தொழில்நுட்பம்:

3

சங்க காலத்தில் நெசவுத் தொழில் – பானைத் தொழில்நுட்பம் - கருப்பு சிவப்பு பாண்டங்கள் – பாண்டங்களில் கீறல் குறியீடுகள்.

அலகு II வடிவமைப்பு மற்றும் கட்டிடத் தொழில்நுட்பம்:

3

சங்க காலத்தில் வடிவமைப்பு மற்றும் கட்டுமானங்கள் & சங்க காலத்தில் வீட்டுப் பொருட்களில் வடிவமைப்பு- சங்க காலத்தில் கட்டுமான பொருட்களும் நடுகல்லும் – சிலப்பதிகாரத்தில் மேடை அமைப்பு பற்றிய விவரங்கள் - மாமல்லபுரச் சிற்பங்களும், கோவில்களும் – சோழர் காலத்துப் பெருங்கோயில்கள் மற்றும் பிற வழிபாட்டுத் தலங்கள் – நாயக்கர் காலக் கோயில்கள் - மாதிரி கட்டமைப்புகள் பற்றி அறிதல், மதுரை மீனாட்சி அம்மன் ஆலயம் மற்றும் திருமலை நாயக்கர் மஹால் – செட்டிநாட்டு வீடுகள் – பிரிட்டிஷ் காலத்தில் சென்னையில் இந்தோ-சாரோசெனிக் கட்டிடக் கலை.

அலகு III உற்பத்தித் தொழில் நுட்பம்:

3

கப்பல் கட்டும் கலை – உலோகவியல் – இரும்புத் தொழிற்சாலை – இரும்பை உருக்குதல், எஃகு – வரலாற்றுச் சான்றுகளாக செம்பு மற்றும் தங்க நாணயங்கள் – நாணயங்கள் அச்சடித்தல் – மணி உருவாக்கும் தொழிற்சாலைகள் – கல்மணிகள், கண்ணாடி மணிகள் – சுடுமண் மணிகள் – சங்கு மணிகள் – எலும்புத்துண்டுகள் – தொல்லியல் சான்றுகள் – சிலப்பதிகாரத்தில் மணிகளின் வகைகள்.

அலகு IV வேளாண்மை மற்றும் நீர்ப்பாசனத் தொழில் நுட்பம்:

3

அணை, ஏரி, குளங்கள், மதகு – சோழர்காலக் குழுழித் தூம்பின் முக்கியத்துவம் – கால்நடை பராமரிப்பு – கால்நடைகளுக்காக வடிவமைக்கப்பட்ட கிணறுகள் – வேளாண்மை மற்றும் வேளாண்மைச் சார்ந்த செயல்பாடுகள் – கடல்சார் அறிவு – மீன்வளம் – முத்து மற்றும் முத்துக்குளித்தல் – பெருங்கடல் குறித்த பண்டைய அறிவு – அறிவுசார் சமூகம்.

அலகு V அறிவியல் தமிழ் மற்றும் கணித்தமிழ்:**3**

அறிவியல் தமிழின் வளர்ச்சி –கணித்தமிழ் வளர்ச்சி - தமிழ் நூல்களை மின்பதிப்பு செய்தல் – தமிழ் மென்பொருட்கள் உருவாக்கம் – தமிழ் இணையக் கல்விக்கழகம் – தமிழ் மின் நூலகம் – இணையத்தில் தமிழ் அகராதிகள் – சொற்குவைத் திட்டம்.

TOTAL : 15 PERIODS**TEXT-CUM-REFERENCE BOOKS**

1. தமிழக வரலாறு – மக்களும் பண்பாடும் – கே.கே. பிள்ளை (வெளியீடு: தமிழ்நாடு பாடநூல் மற்றும் கல்வியியல் பணிகள் கழகம்).
2. கணினித் தமிழ் – முனைவர் இல. சந்திரம். (விகடன் பிரசுரம்).
3. கீழடி – வைகை நதிக்கரையில் சங்ககால நகர நாகரிகம் (தொல்லியல் துறை வெளியீடு)
4. பொருநை – ஆற்றங்கரை நாகரிகம். (தொல்லியல் துறை வெளியீடு)
5. Social Life of Tamils (Dr.K.K.Pillay) A joint publication of TNTB & ESC and RMRL – (in print)
6. Social Life of the Tamils - The Classical Period (Dr.S.Singaravelu) (Published by: International Institute of Tamil Studies.
7. Historical Heritage of the Tamils (Dr.S.V.Subatamanian, Dr.K.D. Thirunavukkarasu) (Published by: International Institute of Tamil Studies).
8. The Contributions of the Tamils to Indian Culture (Dr.M.Valarmathi) (Published by: International Institute of Tamil Studies.)
9. Keeladi - 'Sangam City Civilization on the banks of river Vaigai' (Jointly Published by: Department of Archaeology & Tamil Nadu Text Book and Educational Services Corporation, Tamil Nadu)
10. Studies in the History of India with Special Reference to Tamil Nadu (Dr.K.K.Pillay) (Published by: The Author)
11. Porunai Civilization (Jointly Published by: Department of Archaeology & Tamil Nadu Text Book and Educational Services Corporation, Tamil Nadu)
12. Journey of Civilization Indus to Vaigai (R.Balakrishnan) (Published by: RMRL) – Reference Book.

GE3252**TAMILS AND TECHNOLOGY****L T P C****1 0 0 1****UNIT I WEAVING AND CERAMIC TECHNOLOGY****3**

Weaving Industry during Sangam Age – Ceramic technology – Black and Red Ware Potteries (BRW) – Graffiti on Potteries.

UNIT II DESIGN AND CONSTRUCTION TECHNOLOGY**3**

Designing and Structural construction House & Designs in household materials during Sangam Age - Building materials and Hero stones of Sangam age – Details of Stage Constructions in Silappathikaram - Sculptures and Temples of Mamallapuram - Great Temples of Cholas and other worship places - Temples of Nayaka Period - Type study (Madurai Meenakshi Temple)- Thirumalai Nayakar Mahal - Chetti Nadu Houses, Indo - Saracenic architecture at Madras during British Period.

UNIT III MANUFACTURING TECHNOLOGY**3**

Art of Ship Building - Metallurgical studies - Iron industry - Iron smelting, steel - Copper and gold- Coins as source of history - Minting of Coins – Beads making-industries Stone beads -Glass beads - Terracotta beads -Shell beads/ bone beads - Archeological evidences - Gem stone types described in Silappathikaram.

UNIT IV AGRICULTURE AND IRRIGATION TECHNOLOGY**3**

Dam, Tank, ponds, Sluice, Significance of Kumizhi Thoombu of Chola Period, Animal Husbandry - Wells designed for cattle use - Agriculture and Agro Processing - Knowledge of Sea - Fisheries – Pearl - Conche diving - Ancient Knowledge of Ocean - Knowledge Specific Society.

UNIT V SCIENTIFIC TAMIL & TAMIL COMPUTING**3**

Development of Scientific Tamil - Tamil computing – Digitalization of Tamil Books – Development of Tamil Software – Tamil Virtual Academy – Tamil Digital Library – Online Tamil Dictionaries – Sorkuvai Project.

TOTAL : 15 PERIODS**TEXT-CUM-REFERENCE BOOKS**

1. தமிழக வரலாறு – மக்களும் பண்பாடும் – கே.கே. பிள்ளை (வெளியீடு: தமிழ்நாடு பாடநூல் மற்றும் கல்வியியல் பணிகள் கழகம்).
2. கணினித் தமிழ் – முனைவர் இல. சுந்தரம். (விகடன் பிரசுரம்).
3. கீழடி – வைகை நதிக்கரையில் சங்ககால நகர நாகரிகம் (தொல்லியல் துறை வெளியீடு)
4. பொருளை – ஆற்றங்கரை நாகரிகம். (தொல்லியல் துறை வெளியீடு)
5. Social Life of Tamils (Dr.K.K.Pillay) A joint publication of TNTB & ESC and RMRL – (in print)
6. Social Life of the Tamils - The Classical Period (Dr.S.Singaravelu) (Published by: International Institute of Tamil Studies.
7. Historical Heritage of the Tamils (Dr.S.V.Subatamian, Dr.K.D. Thirunavukkarasu) (Published by: International Institute of Tamil Studies).
8. The Contributions of the Tamils to Indian Culture (Dr.M.Valarmathi) (Published by: International Institute of Tamil Studies.)
9. Keeladi - 'Sangam City Civilization on the banks of river Vaigai' (Jointly Published by: Department of Archaeology & Tamil Nadu Text Book and Educational Services Corporation, Tamil Nadu)
10. Studies in the History of India with Special Reference to Tamil Nadu (Dr.K.K.Pillay) (Published by: The Author)
11. Porunai Civilization (Jointly Published by: Department of Archaeology & Tamil Nadu Text Book and Educational Services Corporation, Tamil Nadu)
12. Journey of Civilization Indus to Vaigai (R.Balakrishnan) (Published by: RMRL) – Reference Book.

NCC CREDIT COURSE LEVEL 1*

NX3251	(ARMY WING) NCC Credit Course Level - I	L	T	P	C
		2	0	0	2

NCC GENERAL					6
--------------------	--	--	--	--	----------

NCC 1	Aims, Objectives & Organization of NCC				1
NCC 2	Incentives				2
NCC 3	Duties of NCC Cadet				1
NCC 4	NCC Camps: Types & Conduct				2

NATIONAL INTEGRATION AND AWARENESS					4
---	--	--	--	--	----------

NI 1	National Integration: Importance & Necessity				1
NI 2	Factors Affecting National Integration				1
NI 3	Unity in Diversity & Role of NCC in Nation Building				1
NI 4	Threats to National Security				1

PERSONALITY DEVELOPMENT					7
--------------------------------	--	--	--	--	----------

PD 1	Self-Awareness, Empathy, Critical & Creative Thinking, Decision Making and Problem Solving				2
PD 2	Communication Skills				3
PD 3	Group Discussion: Stress & Emotions				2

LEADERSHIP					5
-------------------	--	--	--	--	----------

L 1	Leadership Capsule: Traits, Indicators, Motivation, Moral Values, Honour ' Code				3
L 2	Case Studies: Shivaji, Jhasi Ki Rani				2

SOCIAL SERVICE AND COMMUNITY DEVELOPMENT					8
---	--	--	--	--	----------

SS 1	Basics, Rural Development Programmes, NGOs, Contribution of Youth				3
SS 4	Protection of Children and Women Safety				1
SS 5	Road / Rail Travel Safety				1
SS 6	New Initiatives				2
SS 7	Cyber and Mobile Security Awareness				1

TOTAL: 30 PERIODS

NCC Credit Course Level 1*

NCC Credit Course Level 1*

NX3252	(NAVAL WING) NCC Credit Course Level - I	L	T	P	C
		2	0	0	2

NCC GENERAL					6
--------------------	--	--	--	--	----------

NCC 1	Aims, Objectives & Organization of NCC				1
NCC 2	Incentives				2
NCC 3	Duties of NCC Cadet				1
NCC 4	NCC Camps: Types & Conduct				2

NATIONAL INTEGRATION AND AWARENESS		4
NI 1	National Integration: Importance & Necessity	1
NI 2	Factors Affecting National Integration	1
NI 3	Unity in Diversity & Role of NCC in Nation Building	1
NI 4	Threats to National Security	1
PERSONALITY DEVELOPMENT		7
PD 1	Self-Awareness, Empathy, Critical & Creative Thinking, Decision Making and Problem Solving	2
PD 2	Communication Skills	3
PD 3	Group Discussion: Stress & Emotions	2
LEADERSHIP		5
L 1	Leadership Capsule: Traits, Indicators, Motivation, Moral Values, Honour Code	3
L 2	Case Studies: Shivaji, Jhasi Ki Rani	2
SOCIAL SERVICE AND COMMUNITY DEVELOPMENT		8
SS 1	Basics, Rural Development Programmes, NGOs, Contribution of Youth	3
SS 4	Protection of Children and Women Safety	1
SS 5	Road / Rail Travel Safety	1
SS 6	New Initiatives	2
SS 7	Cyber and Mobile Security Awareness	1

TOTAL : 30 PERIODS

NCC Credit Course Level 1*

NX3253	(AIR FORCE WING) NCC Credit Course Level - I	L	T	P	C
		2	0	0	2

NCC GENERAL		6
NCC 1	Aims, Objectives & Organization of NCC	1
NCC 2	Incentives	2
NCC 3	Duties of NCC Cadet	1
NCC 4	NCC Camps: Types & Conduct	2

NATIONAL INTEGRATION AND AWARENESS		4
NI 1	National Integration: Importance & Necessity	1
NI 2	Factors Affecting National Integration	1
NI 3	Unity in Diversity & Role of NCC in Nation Building	1
NI 4	Threats to National Security	1

PERSONALITY DEVELOPMENT		7
PD 1	Self-Awareness, Empathy, Critical & Creative Thinking, Decision Making and Problem Solving	2
PD 2	Communication Skills	3
PD 3	Group Discussion: Stress & Emotions	2

LEADERSHIP		5
L 1	Leadership Capsule: Traits, Indicators, Motivation, Moral Values, Honour Code	3

L 2	Case Studies: Shivaji, Jhasi Ki Rani	2
SOCIAL SERVICE AND COMMUNITY DEVELOPMENT		8
SS 1	Basics, Rural Development Programmes, NGOs, Contribution of Youth	3
SS 4	Protection of Children and Women Safety	1
SS 5	Road / Rail Travel Safety	1
SS 6	New Initiatives	2
SS 7	Cyber and Mobile Security Awareness	1

TOTAL : 30 PERIODS

GE3271

ENGINEERING PRACTICES LABORATORY

L T P C
0 0 4 2

COURSE OBJECTIVES:

The main learning objective of this course is to provide hands on training to the students in:

1. Drawing pipe line plan; laying and connecting various pipe fittings used in common household plumbing work; Sawing; planing; making joints in wood materials used in common household wood work.
2. Wiring various electrical joints in common household electrical wire work.
3. Welding various joints in steel plates using arc welding work; Machining various simple processes like turning, drilling, tapping in parts; Assembling simple mechanical assembly of common household equipments; Making a tray out of metal sheet using sheet metal work.
4. Soldering and testing simple electronic circuits; Assembling and testing simple electronic components on PCB.

GROUP – A (CIVIL & ELECTRICAL)

PART I

CIVIL ENGINEERING PRACTICES
PLUMBING WORK:

15

- a) Connecting various basic pipe fittings like valves, taps, coupling, unions, reducers, elbows and other components which are commonly used in household.
- b) Preparing plumbing line sketches.
- c) Laying pipe connection to the suction side of a pump
- d) Laying pipe connection to the delivery side of a pump.
- e) Connecting pipes of different materials: Metal, plastic and flexible pipes used in household appliances.

WOOD WORK:

- a) Sawing,
- b) Planing and
- c) Making joints like T-Joint, Mortise joint and Tenon joint and Dovetail joint.

Wood Work Study:

- a) Studying joints in door panels and wooden furniture
- b) Studying common industrial trusses using models.

- PART II ELECTRICAL ENGINEERING PRACTICES 15**
- a) Introduction to switches, fuses, indicators and lamps - Basic switch board wiring with lamp, fan and three pin socket
 - b) Staircase wiring
 - c) Fluorescent Lamp wiring with introduction to CFL and LED types.
 - d) Energy meter wiring and related calculations/ calibration
 - e) Study of Iron Box wiring and assembly
 - f) Study of Fan Regulator (Resistor type and Electronic type using Diac/Triac/quadrac)
 - g) Study of emergency lamp wiring/Water heater

GROUP – B (MECHANICAL AND ELECTRONICS)

- PART III MECHANICAL ENGINEERING PRACTICES 15**

WELDING WORK:

- a) Welding of Butt Joints, Lap Joints, and Tee Joints using arc welding.
- b) Practicing gas welding.

BASIC MACHINING WORK:

- a) (simple)Turning.
- b) (simple)Drilling.
- c) (simple)Tapping.

ASSEMBLY WORK:

- a) Assembling a centrifugal pump.
- b) Assembling a household mixer.
- c) Assembling an airconditioner.

SHEET METAL WORK:

- a) Making of a square tray

FOUNDRY WORK:

- a) Demonstrating basic foundry operations.

- PART IV ELECTRONIC ENGINEERING PRACTICES 15**

SOLDERING WORK:

- a) Soldering simple electronic circuits and checking continuity.

ELECTRONIC ASSEMBLY AND TESTING WORK:

- a) Assembling and testing electronic components on a small PCB.

ELECTRONIC EQUIPMENT STUDY:

- a) Study an elements of smart phone.
- b) Assembly and dismantle of LED TV.
- c) Assembly and dismantle of computer/ laptop

TOTAL = 60 PERIODS

COURSE OUTCOMES:

Upon completion of this course, the students will be able to:

1. Draw pipe line plan; lay and connect various pipe fittings used in common household plumbing work; Saw; plan; make joints in wood materials used in common household wood work.
2. Wire various electrical joints in common household electrical wire work.
3. Weld various joints in steel plates using arc welding work; Machine various simple processes like turning, drilling, tapping in parts; Assemble simple mechanical assembly of common household equipments; Make a tray out of metal sheet using sheet metal work.
4. Solder and test simple electronic circuits; Assemble and test simple electronic components on PCB.

BE3271 BASIC ELECTRICAL AND ELECTRONICS ENGINEERING LABORATORY

L	T	P	C
0	0	4	2

COURSE OBJECTIVES:

- To train the students in conducting load tests on electrical machines
- To gain practical experience in characterizing electronic devices
- To train the students to use DSO for measurements.

LIST OF EXPERIMENTS

1. Verification of ohms and Kirchhoff's Laws.
2. Load test on DC Shunt Motor.
3. Load test on Self Excited DC Generator
4. Load test on Single phase Transformer
5. Load Test on Induction Motor
6. Characteristics of PN and Zener Diodes
7. Characteristics of BJT, SCR and MOSFET
8. Half wave and Full Wave rectifiers
9. Study of Logic Gates
10. Implementation of Binary Adder and Subtractor
11. Study of DSO

TOTAL: 60 PERIODS**COURSE OUTCOMES:**

After completing this course, the students will be able to

1. Use experimental methods to verify the Ohm's and Kirchhoff's Laws.
2. Analyze experimentally the load characteristics of electrical machines
3. Analyze the characteristics of basic electronic devices
4. Use DSO to measure the various parameters

OBJECTIVES

- To identify varied group discussion skills and apply them to take part in effective discussions in a professional context.
- To be able to communicate effectively through writing.

UNIT I**12**

Speaking-Role Play Exercises Based on Workplace Contexts, - talking about competition- discussing progress toward goals-talking about experiences- talking about events in life- discussing past events- Writing: writing emails (formal & semi-formal).

UNIT II**12**

Speaking: discussing news stories-talking about frequency-talking about travel problems- discussing travel procedures- talking about travel problems- making arrangements-describing arrangements- discussing plans and decisions- discussing purposes and reasons- understanding common technology terms-Writing: - writing different types of emails.

UNIT III**12**

Speaking: discussing predictions-describing the climate-discussing forecasts and scenarios- talking about purchasing-discussing advantages and disadvantages- making comparisons- discussing likes and dislikes- discussing feelings about experiences-discussing imaginary scenarios Writing: short essays and reports-formal/semi-formal letters.

UNIT IV**12**

Speaking: discussing the natural environment-describing systems-describing position and movement-explaining rules-(example- discussing rental arrangements)- understanding technical instructions-Writing: writing instructions-writing a short article.

UNIT V**12**

Speaking: describing things relatively-describing clothing-discussing safety issues (making recommendations) talking about electrical devices-describing controlling actions- Writing: job application (Cover letter + Curriculum vitae)-writing recommendations.



PROGRESS THROUGH KNOWLEDGE

TOTAL: 60 PERIODS**LEARNING OUTCOMES**

- Speak effectively in group discussions held in a formal/semi formal contexts.
- Write emails and effective job applications.

Assessment Pattern

- One online / app based assessment to test speaking and writing skills
- Proficiency certification is given on successful completion of speaking and writing.

COURSE OBJECTIVES:

- To introduce the basic concepts of PDE for solving standard partial differential equations.
- To introduce Fourier series analysis which is central to many applications in engineering apart from its use in solving boundary value problems.
- To acquaint the student with Fourier series techniques in solving heat flow problems used in various situations.
- To acquaint the student with Fourier, transform techniques used in wide variety of situations.
- To introduce the effective mathematical tools for the solutions of partial differential equations that model several physical processes and to develop Z transform techniques for discrete time systems.

UNIT I PARTIAL DIFFERENTIAL EQUATIONS 9+3

Formation of partial differential equations – Solutions of standard types of first order partial differential equations - First order partial differential equations reducible to standard types- Lagrange's linear equation - Linear partial differential equations of second and higher order with constant coefficients of both homogeneous and non-homogeneous types.

UNIT II FOURIER SERIES 9+3

Dirichlet's conditions – General Fourier series – Odd and even functions – Half range sine series and cosine series – Root mean square value – Parseval's identity – Harmonic analysis.

UNIT III APPLICATIONS OF PARTIAL DIFFERENTIAL EQUATIONS 9+3

Classification of PDE – Method of separation of variables - Fourier series solutions of one-dimensional wave equation – One dimensional equation of heat conduction – Steady state solution of two-dimensional equation of heat conduction (Cartesian coordinates only).

UNIT IV FOURIER TRANSFORMS 9+3

Statement of Fourier integral theorem– Fourier transform pair – Fourier sine and cosine transforms – Properties – Transforms of simple functions – Convolution theorem – Parseval's identity.

UNIT V Z - TRANSFORMS AND DIFFERENCE EQUATIONS 9+3

Z-transforms - Elementary properties – Convergence of Z-transforms - – Initial and final value theorems - Inverse Z-transform using partial fraction and convolution theorem - Formation of difference equations – Solution of difference equations using Z - transforms.

TOTAL: 60 PERIODS**OUTCOMES:**

Upon successful completion of the course, students should be able to:

1. Understand how to solve the given standard partial differential equations.
2. Solve differential equations using Fourier series analysis which plays a vital role in engineering applications.
3. Appreciate the physical significance of Fourier series techniques in solving one- and two-dimensional heat flow problems and one-dimensional wave equations.
4. Understand the mathematical principles on transforms and partial differential equations would provide them the ability to formulate and solve some of the physical problems of engineering.
5. Use the effective mathematical tools for the solutions of partial differential equations by using Z transform techniques for discrete time systems

TEXT BOOKS:

1. Grewal B.S., "Higher Engineering Mathematics", 44th Edition, Khanna Publishers, New Delhi, 2018.
2. Kreyszig E, "Advanced Engineering Mathematics ", 10th Edition, John Wiley, New Delhi, India, 2018.

REFERENCES:

1. Andrews. L.C and Shivamoggi. B, "Integral Transforms for Engineers" SPIE Press, 1999.
2. Bali. N.P and Manish Goyal, "A Textbook of Engineering Mathematics", 10th Edition, Laxmi Publications Pvt. Ltd, 2021.
3. James. G., "Advanced Modern Engineering Mathematics", 4th Edition, Pearson Education, New Delhi, 2016.
4. Narayanan. S., Manicavachagom Pillay.T.K and Ramanaiah.G "Advanced Mathematics for Engineering Students", Vol. II & III, S.Viswanathan Publishers Pvt. Ltd, Chennai, 1998.
5. Ramana. B.V., "Higher Engineering Mathematics", McGraw Hill Education Pvt. Ltd, New Delhi, 2018.
6. Wylie. R.C. and Barrett. L.C., "Advanced Engineering Mathematics "Tata McGraw Hill Education Pvt. Ltd, 6th Edition, New Delhi, 2012.

ME3351**ENGINEERING MECHANICS**

L	T	P	C
3	0	0	3

COURSE OBJECTIVES:

- 1 To Learn the use scalar and vector analytical techniques for analysing forces in statically determinate structures
- 2 To introduce the equilibrium of rigid bodies, vector methods and free body diagram
- 3 To study and understand the distributed forces, surface, loading on beam and intensity.
- 4 To learn the principles of friction, forces and to determine the apply the concepts of frictional forces at the contact surfaces of various engineering systems.
- 5 To develop basic dynamics concepts – force, momentum, work and energy;

UNIT I STATICS OF PARTICLES**9**

Fundamental Concepts and Principles, Systems of Units, Method of Problem Solutions, Statics of Particles - Forces in a Plane, Resultant of Forces, Resolution of a Force into Components, Rectangular Components of a Force, Unit Vectors. Equilibrium of a Particle- Newton's First Law of Motion, Space and Free-Body Diagrams, Forces in Space, Equilibrium of a Particle in Space.

UNIT II EQUILIBRIUM OF RIGID BODIES**9**

Principle of Transmissibility, Equivalent Forces, Vector Product of Two Vectors, Moment of a Force about a Point, Varignon's Theorem, Rectangular Components of the Moment of a Force, Scalar Product of Two Vectors, Mixed Triple Product of Three Vectors, Moment of a Force about an Axis, Couple - Moment of a Couple, Equivalent Couples, Addition of Couples, Resolution of a Given Force into a Force - Couple system, Further Reduction of a System of Forces, Equilibrium in Two and Three Dimensions - Reactions at Supports and Connections.

UNIT III DISTRIBUTED FORCES**9**

Centroids of lines and areas – symmetrical and unsymmetrical shapes, Determination of Centroids by Integration, Theorems of Pappus-Guldinus, Distributed Loads on Beams, Centre of Gravity of a Three-Dimensional Body, Centroid of a Volume, Composite Bodies, Determination of Centroids of Volumes by Integration. Moments of Inertia of Areas and Mass - Determination of the Moment of Inertia of an Area by Integration, Polar Moment of Inertia, Radius of Gyration of an Area, Parallel-Axis Theorem, Moments of Inertia of Composite Areas, Moments of Inertia of a Mass - Moments of Inertia of Thin Plates, Determination of the Moment of Inertia of a Three-Dimensional Body by Integration.

UNIT IV FRICTION**9**

The Laws of Dry Friction, Coefficients of Friction, Angles of Friction, Wedge friction, Wheel Friction, Rolling Resistance, Ladder friction.

UNIT V DYNAMICS OF PARTICLES**9**

Kinematics - Rectilinear Motion and Curvilinear Motion of Particles. Kinetics- Newton's Second Law of Motion -Equations of Motions, Dynamic Equilibrium, Energy and Momentum Methods - Work of a Force, Kinetic Energy of a Particle, Principle of Work and Energy, Principle of Impulse and Momentum, Impact of bodies.

TOTAL: 45 PERIODS**OUTCOMES:**

At the end of the course the students would be able to

1. Illustrate the vector and scalar representation of forces and moments
2. Analyse the rigid body in equilibrium
3. Evaluate the properties of distributed forces
4. Determine the friction and the effects by the laws of friction
5. Calculate dynamic forces exerted in rigid body

TEXT BOOKS:

- 1 Beer Ferdinand P, Russel Johnston Jr., David F Mazurek, Philip J Cornwell, Sanjeev Sanghi, Vector Mechanics for Engineers: Statics and Dynamics, McGraw Higher Education., 12thEdition, 2019.
- 2 Vela Murali, "Engineering Mechanics-Statics and Dynamics", Oxford University Press, 2018.

REFERENCES:

1. Boresi P and Schmidt J, Engineering Mechanics: Statics and Dynamics, 1/e, Cengage learning, 2008.
2. Hibbeler, R.C., Engineering Mechanics: Statics, and Engineering Mechanics: Dynamics, 13th edition, Prentice Hall, 2013.
3. Irving H. Shames, Krishna Mohana Rao G, Engineering Mechanics – Statics and Dynamics, 4thEdition, Pearson Education Asia Pvt. Ltd., 2005.
4. Meriam J L and Kraige L G, Engineering Mechanics: Statics and Engineering Mechanics: Dynamics, 7th edition, Wiley student edition, 2013.
5. Timoshenko S, Young D H, Rao J V and SukumarPati, Engineering Mechanics, 5thEdition, McGraw Hill Higher Education, 2013.

CO	PO												PSO		
	1	2	3	4	5	6	7	8	9	10	11	12	1	2	3
1	3	2	2	1	2							2	3	1	1
2	3	2	2	1	2							2	3	1	1
3	3	2	3	1	2							2	3	1	2
4	3	2	3	1	2							2	3	1	2
5	3	2	3	1	2							2	3	1	2
Low (1); Medium (2); High (3)															

ME3391

ENGINEERING THERMODYNAMICS

L	T	P	C
3	0	0	3

COURSE OBJECTIVES:

- 1 Impart knowledge on the basics and application of zeroth and first law of thermodynamics.
- 2 Impart knowledge on the second law of thermodynamics in analysing the performance of thermal devices.
- 3 Impart knowledge on availability and applications of second law of thermodynamics
- 4 Teach the various properties of steam through steam tables and Mollier chart.
- 5 Impart knowledge on the macroscopic properties of ideal and real gases.

UNIT I BASICS, ZEROTH AND FIRST LAW

9

Review of Basics – Thermodynamic systems, Properties and processes Thermodynamic Equilibrium - Displacement work - P-V diagram. Thermal equilibrium - Zeroth law – Concept of temperature and Temperature Scales. First law – application to closed and open systems – steady and unsteady flow processes.

UNIT II SECOND LAW AND ENTROPY

9

Heat Engine – Refrigerator - Heat pump. Statements of second law and their equivalence & corollaries. Carnot cycle - Reversed Carnot cycle - Performance - Clausius inequality. Concept of entropy - T-s diagram - Tds Equations - Entropy change for a pure substance.

UNIT III AVAILABILITY AND APPLICATIONS OF II LAW

9

Ideal gases undergoing different processes - principle of increase in entropy. Applications of II Law. High- and low-grade energy. Availability and Irreversibility for open and closed system processes - I and II law Efficiency

UNIT IV PROPERTIES OF PURE SUBSTANCES

9

Steam - formation and its thermodynamic properties - p-v, p-T, T-v, T-s, h-s diagrams. PVT surface. Determination of dryness fraction. Calculation of work done and heat transfer in non-flow and flow processes using Steam Table and Mollier Chart.

UNIT V GAS MIXTURES AND THERMODYNAMIC RELATIONS

9

Properties of Ideal gas, real gas - comparison. Equations of state for ideal and real gases. vander Waal's relation - Reduced properties - Compressibility factor - Principle of Corresponding states - Generalized Compressibility Chart. Maxwell relations - TdS Equations - heat capacities relations - Energy equation, Joule-Thomson experiment - Clausius-Clapeyron equation.

TOTAL: 45 PERIODS

OUTCOMES:

At the end of the course the students would be able to

1. Apply the zeroth and first law of thermodynamics by formulating temperature scales and calculating the property changes in closed and open engineering systems.
2. Apply the second law of thermodynamics in analysing the performance of thermal devices through energy and entropy calculations.
3. Apply the second law of thermodynamics in evaluating the various properties of steam through steam tables and Mollier chart
4. Apply the properties of pure substance in computing the macroscopic properties of ideal and real gases using gas laws and appropriate thermodynamic relations.
5. Apply the properties of gas mixtures in calculating the properties of gas mixtures and applying various thermodynamic relations to calculate property changes.


TEXTBOOKS:

1. Nag.P.K., "Engineering Thermodynamics", 6th Edition, Tata McGraw Hill (2017), New Delhi.
2. Natarajan, E., "Engineering Thermodynamics: Fundamentals and Applications", 2nd Edition (2014), Anuragam Publications, Chennai.

REFERENCES:

1. Cengel, Y and M. Boles, Thermodynamics - An Engineering Approach, Tata McGraw Hill, 9th Edition, 2019.
2. Chattopadhyay, P, "Engineering Thermodynamics", 2nd Edition Oxford University Press, 2016.
3. Rathakrishnan, E., "Fundamentals of Engineering Thermodynamics", 2nd Edition, Prentice Hall of India Pvt. Ltd, 2006.
4. Claus Borgnakke and Richard E. Sonntag, "Fundamentals of Thermodynamics", 10th Edition, Wiley Eastern, 2019.
5. Venkatesh. A, "Basic Engineering Thermodynamics", Universities Press (India) Limited, 2007

CO	PO												PSO		
	1	2	3	4	5	6	7	8	9	10	11	12	1	2	3
1	3	3	2	1								2			
2	3	3	2	1								2			
3	3	3	2	1					1		1	2	3		3
4	3	3	2	1		1			2		1	2	3	2	
5	3	3	2	1		1			2		1	2	3	2	3
Low (1) Medium (2) ; High (3)															



COURSE OBJECTIVES:

1. To introduce the students about properties of the fluids, behaviour of fluids under static conditions.
2. To impart basic knowledge of the dynamics of fluids and boundary layer concept.
3. To expose to the applications of the conservation laws to a) flow measurements b) flow through pipes (both laminar and turbulent) and c) forces on pipe bends.
4. To exposure to the significance of boundary layer theory and its thicknesses.
5. To expose the students to basic principles of working of hydraulic machineries and to design Pelton wheel, Francis and Kaplan turbine, centrifugal and reciprocating pumps.

UNIT I FLUID PROPERTIES AND FLOW CHARACTERISTICS 10+3

Properties of fluids – Fluid statics - Pressure Measurements - Buoyancy and floatation - Flow characteristics - Eulerian and Lagrangian approach - Concept of control volume and system - Reynold's transportation theorem - Continuity equation, energy equation and momentum equation - Applications.

UNIT II FLOW THROUGH PIPES AND BOUNDARY LAYER 9+3

Reynold's Experiment - Laminar flow through circular conduits - Darcy Weisbach equation - friction factor - Moody diagram - Major and minor losses - Hydraulic and energy gradient lines - Pipes in series and parallel - Boundary layer concepts - Types of boundary layer thickness.

UNIT III DIMENSIONAL ANALYSIS AND MODEL STUDIES 8+3

Fundamental dimensions - Dimensional homogeneity - Rayleigh's method and Buckingham Pi theorem - Dimensionless parameters - Similitude and model studies - Distorted and undistorted models.

UNIT IV TURBINES 9+3

Impact of jets - Velocity triangles - Theory of rotodynamic machines - Classification of turbines - Working principles - Pelton wheel - Modern Francis turbine - Kaplan turbine - Work done - Efficiencies - Draft tube - Specific speed - Performance curves for turbines - Governing of turbines.

UNIT V PUMPS 9+3

Classification of pumps - Centrifugal pumps - Working principle - Heads and efficiencies– Velocity triangles - Work done by the impeller - Performance curves - Reciprocating pump working principle - Indicator diagram and it's variations - Work saved by fitting air vessels - Rotary pumps.

TOTAL: 60 PERIODS**OUTCOMES:**

On completion of the course, the student is expected to be able to

1. Understand the properties and behaviour in static conditions. Also, to understand the conservation laws applicable to fluids and its application through fluid kinematics and dynamics
2. Estimate losses in pipelines for both laminar and turbulent conditions and analysis of pipes connected in series and parallel. Also, to understand the concept of boundary layer and its thickness on the flat solid surface.
3. Formulate the relationship among the parameters involved in the given fluid phenomenon and to predict the performances of prototype by model studies
4. Explain the working principles of various turbines and design the various types of turbines.
5. Explain the working principles of centrifugal, reciprocating and rotary pumps and design the centrifugal and reciprocating pumps

TEXT BOOKS:

1. Modi P.N. and Seth, S.M. Hydraulics and Fluid Mechanics, Standard Book House, New Delhi, 22nd edition (2019)
2. Jain A. K. Fluid Mechanics including Hydraulic Machines, Khanna Publishers, New Delhi, 2014.
3. Kumar K. L., Engineering Fluid Mechanics, Eurasia Publishing House(p) Ltd. New Delhi, 2016.

REFERENCES:

1. Fox W.R. and McDonald A.T., Introduction to Fluid Mechanics John-Wiley and Sons, Singapore, 2011.
2. Pani B S, Fluid Mechanics: A Concise Introduction, Prentice Hall of India Private Ltd, 2016.
3. Cengel Y A and Cimbala J M, Fluid Mechanics, McGraw Hill Education Pvt. Ltd., 2014.
4. S K Som; Gautam Biswas and S Chakraborty, Introduction to Fluid Mechanics and Fluid Machines, Tata McGraw Hill Education Pvt. Ltd., 2012.
5. Streeter, V. L. and Wylie E. B., Fluid Mechanics, McGraw Hill Publishing Co., 2010.

CO	PO												PSO		
	1	2	3	4	5	6	7	8	9	10	11	12	1	2	3
1	3	3	2	2	1	2	2	1	2	1	1	2	3	2	3
2	3	3	3	2	1	2	2	1	2	1	1	2	3	2	3
3	3	3	3	3	1	2	2	1	2	1	1	2	3	3	3
4	3	3	3	3	1	2	2	1	2	1	1	3	3	2	2
5	3	3	3	3	1	2	2	1	2	1	1	3	3	2	2
Low (1); Medium (2); High (3)															

ME3392**ENGINEERING MATERIALS AND METALLURGY**

L	T	P	C
3	0	0	3

COURSE OBJECTIVES:

- 1 To learn the constructing the phase diagram and using of iron-iron carbide phase diagram for microstructure formation.
- 2 To learn selecting and applying various heat treatment processes and its microstructure formation.
- 3 To illustrate the different types of ferrous and non-ferrous alloys and their uses in engineering field.
- 4 To illustrate the different polymer, ceramics and composites and their uses in engineering field.
- 5 To learn the various testing procedures and failure mechanism in engineering field.

UNIT I CONSTITUTION OF ALLOYS AND PHASE DIAGRAMS**9**

Constitution of alloys – Solid solutions, substitutional and interstitial – phase diagrams, Isomorphous, eutectic, eutectoid, peritectic, and peritectoid reactions, Iron – Iron carbide equilibrium diagram. Classification of steel and cast-Iron microstructure, properties and application.

UNIT II HEAT TREATMENT**9**

Definition – Full annealing, stress relief, recrystallisation and spheroidising –normalizing, hardening and tempering of steel. Isothermal transformation diagrams – cooling curves superimposed on I.T. diagram – continuous cooling Transformation (CCT) diagram – Austempering, Martempering – Hardenability, Jominy end quench test -case hardening, carburizing, Nitriding, cyaniding, carbonitriding – Flame and Induction hardening – Vacuum and Plasma hardening – Thermo-mechanical treatments- elementary ideas on sintering.

UNIT III FERROUS AND NON-FERROUS METALS**9**

Effect of alloying additions on steel (Mn, Si, Cr, Mo, Ni, V, Ti & W) – stainless and tool steels – HSLA - Maraging steels – Grey, white, malleable, spheroidal – alloy cast irons, Copper and its alloys – Brass, Bronze and Cupronickel – Aluminium and its alloys; Al-Cu – precipitation strengthening treatment – Titanium alloys, Mg-alloys, Ni-based super alloys – shape memory alloys- Properties and Applications- overview of materials standards

UNIT IV NON-METALLIC MATERIALS**9**

Polymers – types of polymers, commodity and engineering polymers – Properties and applications of PE, PP, PS, PVC, PMMA, PET, PC, PA, ABS, PAI, PPO, PPS, PEEK, PTFE, Thermoset polymers – Urea and Phenol formaldehydes –Nylon, Engineering Ceramics – Properties and applications of Al₂O₃, SiC, Si₃N₄, PSZ and SIALON – intermetallics- Composites- Matrix and reinforcement Materials- applications of Composites - Nano composites.

UNIT V MECHANICAL PROPERTIES AND DEFORMATION MECHANISMS**9**

Mechanisms of plastic deformation, slip and twinning – Types of fracture – fracture mechanics- Griffith's theory- Testing of materials under tension, compression and shear loads – Hardness tests (Brinell, Vickers and Rockwell), Micro and nano-hardness tests, Impact test Izod and Charpy, fatigue and creep failure mechanisms.

TOTAL: 45 PERIODS**OUTCOMES:**

At the end of the course the students would be able to

1. Explain alloys and phase diagram, Iron-Iron carbon diagram and steel classification.
2. Explain isothermal transformation, continuous cooling diagrams and different heat treatment processes.
3. Clarify the effect of alloying elements on ferrous and non-ferrous metals.
4. Summarize the properties and applications of non-metallic materials.
5. Explain the testing of mechanical properties.

TEXT BOOKS:

1. Kenneth G. Budinski and Michael K. Budinski, "Engineering Materials", Prentice Hall of India Private Limited, 9th edition, 2018.
2. Sydney H. Avner, "Introduction to Physical Metallurgy", McGraw Hill Book Company, 1994

REFERENCES:

1. A. Alavudeen, N. Venkateshwaran, and J. T. Winowlin Jappes, A Textbook of Engineering Materials and Metallurgy, Laxmi Publications, 2006.
2. Amandeep Singh Wadhwa, and Harvinder Singh Dhaliwal, A Textbook of Engineering Material and Metallurgy, University Sciences Press, 2008.
3. G.S. Upadhyay and Anish Upadhyay, "Materials Science and Engineering", Viva Books Pvt.Ltd, New Delhi, 2020.
4. Raghavan.V, "Materials Science and Engineering", Prentice Hall of India Pvt.Ltd. 6th edition, 2019.
5. Williams D Callister, "Material Science and Engineering" Wiley India Pvt Ltd, 2nd edition Re print 2019.

CO	PO												PSO		
	1	2	3	4	5	6	7	8	9	10	11	12	1	2	3
1	3	1	3	2								2	2	1	2
2	3	1	3	1		2		1				2	2	1	2
3	3	1	3									2	2	1	2
4	3	1	3				2					2	2	1	2
5	3	1	3	2	2							2	2	1	2
Low (1) ; Medium (2) ; High (3)															

ME3393

MANUFACTURING PROCESSES

L T P C
3 0 0 3

COURSE OBJECTIVES:

1. To illustrate the working principles of various metal casting processes.
2. To learn and apply the working principles of various metal joining processes.
3. To analyse the working principles of bulk deformation of metals.
4. To learn the working principles of sheet metal forming process.
5. To study and practice the working principles of plastics molding.

UNIT – I METAL CASTING PROCESSES

9

Sand Casting – Sand Mould – Type of patterns - Pattern Materials – Pattern allowances – Molding sand Properties and testing – Cores –Types and applications – Molding machines – Types and applications– Melting furnaces – Principle of special casting processes- Shell, investment – Ceramic mould – Pressure die casting – low pressure, gravity- Tilt pouring, high pressure die casting- Centrifugal Casting – CO2 casting – Defects in Sand casting process-remedies

UNIT II METAL JOINING PROCESSES

9

Fusion welding processes – Oxy fuel welding – Filler and Flux materials—Arc welding, Electrodes, Coating and specifications – Gas Tungsten arc welding –Gas metal arc welding - Submerged arc welding – Electro slag welding– Plasma arc welding — Resistance welding Processes -Electron beam welding –Laser beam Welding Friction welding – Friction stir welding – Diffusion welding – Thermit Welding, Weld defects – inspection &remedies – Brazing - soldering – Adhesive bonding.

UNIT III BULK DEFORMATION PROCESSES

9

Hot working and cold working of metals – Forging processes – Open, impression and closed die forging – cold forging- Characteristics of the processes – Typical forging operations – rolling of metals – Types of Rolling – Flat strip rolling – shape rolling operations – Defects in rolled parts – Principle of rod and wire drawing – Tube drawing – Principles of Extrusion – Types – Hot and Cold extrusion. Introduction to shaping operations.

UNIT IV SHEET METAL PROCESSES

9

Sheet metal characteristics – Typical shearing, bending and drawing operations – Stretch forming operations – Formability of sheet metal – Test methods –special forming processes - Working principle and applications – Hydro forming – Rubber pad forming – Metal spinning – Introduction of Explosive forming, magnetic pulse forming, peen forming, Super plastic forming – Micro forming – Incremental forming.

UNIT V MANUFACTURE OF PLASTIC COMPONENTS**9**

Types and characteristics of plastics – Molding of thermoplastics & Thermosetting polymers– working principles and typical applications – injection molding – Plunger and screw machines – Compression molding, Transfer Molding – Typical industrial applications – introduction to blow molding – Rotational molding – Film blowing – Extrusion – Thermoforming – Bonding of Thermoplastics- duff moulding.

TOTAL :45 PERIODS**OUTCOMES:**

At the end of the course the students would be able to

1. Explain the principle of different metal casting processes.
2. Describe the various metal joining processes.
3. Illustrate the different bulk deformation processes.
4. Apply the various sheet metal forming process.
5. Apply suitable molding technique for manufacturing of plastics components.

TEXT BOOKS:

1. Kalpakjian. S, “Manufacturing Engineering and Technology”, Pearson Education India,4th Edition, 2013
2. P.N.Rao Manufacturing Technology Volume 1 Mc Grawhill Education 5th edition,2018.

REFERENCES:

1. Roy. A. Lindberg, Processes and materials of manufacture, PHI / Pearson education, 2006.
2. S. Gowri P. Hariharan, A.Suresh Babu, Manufacturing Technology I, Pearson Education, 2008.
3. Paul Degarma E, Black J.T and Ronald A. Kosher, Elighth Edition, Materials and Processes, in Manufacturing, Eight Edition, Prentice – Hall of India, 1997.
4. Hajra Chouldhary S.K and Hajra Choudhury. AK., Elements of workshop Technology, volume I and II, Media promoters and Publishers Private Limited, Mumbai, 1997
5. Sharma, P.C., A Text book of production Technology, S.Chand and Co. Ltd., 2004

CO	PO												PSO		
	1	2	3	4	5	6	7	8	9	10	11	12	1	2	3
1	3		2			2	3	1	1	-	-	1	3	1	2
2	3		2			2	3	1	1	-	-	1	3	1	2
3	3		2			2	2	1	1	-	-	1	3	1	2
4	3		2			2	2	1	1	-	-	1	3	1	2
5	3		2		2	2	2	1	1	-	-	1	3	1	2
Low (1) ; Medium (2) ; High (3)															

ME3381**COMPUTER AIDED MACHINE DRAWING**

L	T	P	C
0	0	4	2

COURSE OBJECTIVES:

- 1 To acquaint the skills and practical experience in handling 2D drafting and 3D modelling software systems, standard drawing practices using fits and tolerances.
- 2 To prepare assembly drawings both manually and using standard CAD packages.
- 3 To Preparing standard drawing layout for modeled parts, assemblies with BoM.

PART I DRAWING STANDARDS & FITS AND TOLERANCES**12**

Code of practice for Engineering Drawing, BIS specifications – Welding symbols, riveted joints, keys, fasteners – Reference to hand book for the selection of standard components like bolts, nuts, screws, keys etc. - Limits, Fits – Tolerancing of individual dimensions IS919- Specification of Fits – Preparation of production drawings and reading of part and assembly drawings, basic principles of Geometric Dimensioning & Tolerancing.

PART II 2D DRAFTING**48**

Drawing, Editing, Dimensioning, Layering, Hatching, Block, Array, Detailing, Detailed Drawing.

1. Bearings – Bush Bearing,
2. Valves – Safety and Non-return Valves.
3. Couplings – Flange, Oldham's, Muff, Gear couplings.
4. Joints – Universal, Knuckle, Gib & Cotter, Strap, Sleeve & Cotter joints.
5. Engine parts – Piston, Connecting Rod, Crosshead (vertical and horizontal), Stuffing box, multi-plate clutch.
6. Machine Components – Screw Jack, Machine Vice, Lathe Tail Stock, Lathe Chuck, Plummer Block, Vane and Gear pumps.

Total: 20% of classes for theory classes and 80% of classes for practice

Note: 25% of assembly drawings must be done manually and remaining 75% of assembly drawings must be done by using any CAD software. The above tasks can be performed manually and using standard commercial 2D CAD software.

TOTAL:60 PERIODS

OUTCOMES: At the end of the course the students would be able to

1. Prepare standard drawing layout for modelled assemblies with BoM.
2. Model orthogonal views of machine components.
3. Prepare standard drawing layout for modelled parts

TEXT BOOKS:

1. Gopalakrishna K.R., "Machine Drawing", 17th Edition, Subhas Stores Books Corner, Bangalore, 2003.
2. N. D. Bhatt and V.M. Panchal, "Machine Drawing", 51st Edition, Charator Publishers, 2022.

REFERENCES:

1. K. L Narayana, P.Kannaiah, K.Venkata Reddy, Machine Drawing , 15 Edition , New Age International Publication
2. Goutam Pohit and Goutam Ghosh, "Machine Drawing with AutoCAD", 1st Edition, Pearson Education, 2004
3. Junnarkar, N.D., "Machine Drawing", 1st Edition, Pearson Education, 2004
4. N. Siddeshwar, P. Kanniah, V.V.S. Sastri, "Machine Drawing", published by Tata McGrawHill, 2006
5. S. Trymbaka Murthy, "A Text Book of Computer Aided Machine Drawing", CBS Publishers, New Delhi, 2007

CO	PO												PSO		
	1	2	3	4	5	6	7	8	9	10	11	12	1	2	3
1	1	2			3				3	2		3	2	2	2
2	1	2			3				3	2		3	2	2	2
3	1	2			3				3	2		3	2	2	2
Low (1) ; Medium (2) ; High (3)															

COURSE OBJECTIVES:

- 1 To Selecting appropriate tools, equipment's and machines to complete a given job.
- 2 To Performing various welding process using GMAW and fabricating gears using gear making machines.
- 3 To Performing various machining process such as rolling, drawing, turning, shaping, drilling, milling and analysing the defects in the cast and machined components.

LIST OF EXPERIMENTS

1. Fabricating simple structural shapes using Gas Metal Arc Welding machine.
2. Preparing green sand moulds with cast patterns.
3. Taper Turning and Eccentric Turning on circular parts using lathe machine.
4. Knurling, external and internal thread cutting on circular parts using lathe machine.
5. Shaping – Square and Hexagonal Heads on circular parts using shaper machine.
6. Drilling and Reaming using vertical drilling machine.
7. Milling contours on plates using vertical milling machine.
8. Cutting spur and helical gear using milling machine.
9. Generating gears using gear hobbing machine.
10. Generating gears using gear shaping machine.
11. Grinding components using cylindrical and centerless grinding machine.
12. Grinding components using surface grinding machine.
13. Cutting force calculation using dynamometer in milling machine
14. Cutting force calculation using dynamometer in lathe machine

LIST OF EQUIPMENT FOR BATCH OF 30 STUDENTS

S.No.	NAME OF THE EQUIPMENT	Qty.
1.	Centre Lathes	7 Nos.
2.	Shaper	1 No.
3.	Horizontal Milling Machine	1 No.
4.	Vertical Milling Machine	1 No.
5.	Surface Grinding Machine	1 No.
6.	Cylindrical Grinding Machine	1 No.
7.	Radial Drilling Machine	1 No.
8.	Lathe Tool Dynamometer	1 No.
9.	Milling Tool Dynamometer	1 No.
10.	Gear Hobbing Machine	1 No.
11.	Gear Shaping Machine	1 No.
12.	Arc welding transformer with cables and holders	2 Nos.
13.	Oxygen and Acetylene gas cylinders, blow pipe and other welding outfit	1 No.
14.	Moulding table, Moulding equipments	2 Nos.

TOTAL:60 PERIODS

OUTCOMES: At the end of the course the students would be able to

1. Demonstrate the safety precautions exercised in the mechanical workshop and join two metals using GMAW.
2. The students able to make the work piece as per given shape and size using machining process such as rolling, drawing, turning, shaping, drilling and milling.
3. The students become make the gears using gear making machines and analyze the defects in the cast and machined components

CO	PO												PSO		
	1	2	3	4	5	6	7	8	9	10	11	12	1	2	3
1	3						1		2			1	1	2	2
2	3						1		2			1	1	2	2
3	3						1		2			1	1	2	2
Low (1); Medium (2); High (3)															

GE3361

PROFESSIONAL DEVELOPMENT

L T P C
0 0 2 1

OBJECTIVES:

- To be proficient in important Microsoft Office tools: MS WORD, EXCEL, POWERPOINT.
- To be proficient in using MS WORD to create quality technical documents, by using standard templates, widely acceptable styles and formats, variety of features to enhance the presentability and overall utility value of content.
 - To be proficient in using MS EXCEL for all data manipulation tasks including the common statistical, logical, mathematical etc., operations, conversion, analytics, search and explore, visualize, interlink, and utilizing many more critical features offered
 - To be able to create and share quality presentations by using the features of MS PowerPoint, including: organization of content, presentability, aesthetics, using media elements and enhance the overall quality of presentations.

MS WORD:

10 Hours

- Create and format a document
- Working with tables
- Working with Bullets and Lists
- Working with styles, shapes, smart art, charts
- Inserting objects, charts and importing objects from other office tools
- Creating and Using document templates
- Inserting equations, symbols and special characters
- Working with Table of contents and References, citations
- Insert and review comments
- Create bookmarks, hyperlinks, endnotes footnote
- Viewing document in different modes
- Working with document protection and security
- Inspect document for accessibility

MS EXCEL:**10 Hours**

Create worksheets, insert and format data

Work with different types of data: text, currency, date, numeric etc.

Split, validate, consolidate, Convert data

Sort and filter data

Perform calculations and use functions: (Statistical, Logical, Mathematical, date, Time etc.,)

Work with Lookup and reference formulae

Create and Work with different types of charts

Use pivot tables to summarize and analyse data

Perform data analysis using own formulae and functions

Combine data from multiple worksheets using own formulae and built-in functions to generate results

Export data and sheets to other file formats

Working with macros

Protecting data and Securing the workbook

MS POWERPOINT:**10 Hours**

Select slide templates, layout and themes

Formatting slide content and using bullets and numbering

Insert and format images, smart art, tables, charts

Using Slide master, notes and handout master

Working with animation and transitions

Organize and Group slides

Import or create and use media objects: audio, video, animation

Perform slideshow recording and Record narration and create presentable videos

TOTAL: 30 PERIODS**OUTCOMES:**

On successful completion the students will be able to

- Use MS Word to create quality documents, by structuring and organizing content for their day to day technical and academic requirements
- Use MS EXCEL to perform data operations and analytics, record, retrieve data as per requirements and visualize data for ease of understanding
- Use MS PowerPoint to create high quality academic presentations by including common tables, charts, graphs, interlinking other elements, and using media objects.

PROGRESS THROUGH KNOWLEDGE

COURSE OBJECTIVES:

- 1 To study the basic components of mechanisms, analyzing the assembly with respect to the displacement, velocity, and acceleration at any point in a link of a mechanism and design cam mechanisms for specified output motions.
- 2 To study the basic concepts of toothed gearing and kinematics of gear trains
- 3 To Analyzing the effects of friction in machine elements
- 4 To Analyzing the force-motion relationship in components subjected to external forces and analyzing of standard mechanisms.
- 5 To Analyzing the undesirable effects of unbalances resulting from prescribed motions in mechanism and the effect of dynamics of undesirable vibrations.

UNIT – I KINEMATICS OF MECHANISMS**9**

Mechanisms – Terminology and definitions – kinematics inversions of 4 bar and slide crank chain – kinematics analysis in simple mechanisms – velocity and acceleration polygons– Analytical methods – computer approach – cams – classifications – displacement diagrams - layout of plate cam profiles – derivatives of followers motion – circular arc and tangent cams.

UNIT – II GEARS AND GEAR TRAINS**9**

Spur gear – law of toothed gearing – involute gearing – Interchangeable gears – Gear tooth action interference and undercutting – nonstandard teeth – gear trains – parallel axis gears trains – epicyclic gear trains – automotive transmission gear trains.

UNIT – III FRICTION IN MACHINE ELEMENTS**9**

Surface contacts – Sliding and Rolling friction – Friction drives – Friction in screw threads – Bearings and lubrication – Friction clutches – Belt and rope drives – Friction aspects in brakes– Friction in vehicle propulsion and braking.

UNIT – IV FORCE ANALYSIS**9**

Applied and Constrained Forces – Free body diagrams – static Equilibrium conditions – Two, Three and four members – Static Force analysis in simple machine members – Dynamic Force Analysis – Inertia Forces and Inertia Torque – D'Alembert's principle – superposition principle – dynamic Force Analysis in simple machine members

UNIT – V BALANCING AND VIBRATION**9**

Static and Dynamic balancing – Balancing of revolving and reciprocating masses – Balancing machines – free vibrations – Equations of motion – natural Frequency – Damped Vibration – bending critical speed of simple shaft – Torsional vibration – Forced vibration – harmonic Forcing – Vibration isolation. (Gyroscopic principles)

TOTAL: 45 PERIODS

OUTCOMES: At the end of the course the students would be able to

1. Discuss the basics of mechanism.
2. Solve problems on gears and gear trains.
3. Examine friction in machine elements.
4. Calculate static and dynamic forces of mechanisms.
5. Calculate the balancing masses and their locations of reciprocating and rotating masses. Computing the frequency of free vibration, forced vibration and damping coefficient.

TEXT BOOKS:

1. Uicker, J.J., Pennock G.R and Shigley, J.E., "Theory of Machines and Mechanisms", Oxford University Press, 2017.
2. Ramamurthi. V, "Mechanics of Machines", Narosa Publishing House, 3rd edition 2019.

REFERENCES:

1. Amitabha Ghosh and Asok Kumar Mallik, "Theory of Mechanisms and Machines", Affiliated East-West Pvt. Ltd., 1988.
2. Rao.J.S. and Dukkupati.R.V. "Mechanism and Machine Theory", New Age International Pvt. Ltd., 2nd edition, 2014.
3. Rattan, S.S, "Theory of Machines", McGraw-Hill Education Pvt. Ltd., 5th edition 2019.
4. Robert L. Norton, Kinematics and Dynamics of Machinery, Tata McGraw-Hill, 2013.
5. Wilson and Sadler, Kinematics and Dynamics of Machinery, Pearson, 2008.

CO	PO												PSO		
	1	2	3	4	5	6	7	8	9	10	11	12	1	2	3
1	3	2	2		2			1				1	3		1
2	3	2	2		2			1				1	3		1
3	3	2	2		2			1				1	3		1
4	3	2	2		2			1				1	3		1
5	3	2	2		2			1				1	3		1
Low (1) ; Medium (2) ; High (3)															

ME3451**THERMAL ENGINEERING**

L	T	P	C
4	0	0	4

COURSE OBJECTIVES:

- 1 To learn the concepts and laws of thermodynamics to predict the operation of thermodynamic cycles and performance of Internal Combustion(IC) engines and Gas Turbines.
- 2 To analyzing the performance of steam nozzle, calculate critical pressure ratio
- 3 To Evaluating the performance of steam turbines through velocity triangles, understand the need for governing and compounding of turbines
- 4 To analyzing the working of IC engines and various auxiliary systems present in IC engines
- 5 To evaluating the various performance parameters of IC engines

UNIT I THERMODYNAMIC CYCLES**12**

Air Standard Cycles – Carnot, Otto, Diesel, Dual, Brayton – Cycle Analysis, Performance and Comparison, Basic Rankine Cycle, modified, reheat and regenerative cycles.

UNIT II STEAM NOZZLES AND INJECTOR**12**

Types and Shapes of nozzles, Flow of steam through nozzles, Critical pressure ratio, Variation of mass flow rate with pressure ratio. Effect of friction. Metastable flow.

UNIT III STEAM AND GAS TURBINES**12**

Types, Impulse and reaction principles, Velocity diagrams, Work done and efficiency – optimal operating conditions. Multi-staging, compounding and governing. Gas turbine cycle analysis – open and closed cycle. Performance and its improvement - Regenerative, Intercooled, Reheated cycles and their combination.

UNIT IV INTERNAL COMBUSTION ENGINES – FEATURES AND COMBUSTION 12

IC engine – Classification, working, components and their functions. Ideal and actual : Valve and port timing diagrams, p-v diagrams- two stroke & four stroke, and SI & CI engines – comparison. Geometric, operating, and performance comparison of SI and CI engines. Desirable properties and qualities of fuels. Air-fuel ratio calculation – lean and rich mixtures. Combustion in SI & CI Engines – Knocking – phenomena and control.

UNIT V INTERNAL COMBUSTION ENGINE PERFORMANCE AND AUXILIARY SYSTEMS 12

Performance and Emission Testing, Performance parameters and calculations. Morse and Heat Balance tests. Multipoint Fuel Injection system and Common rail direct injection systems. Ignition systems – Magneto, Battery and Electronic. Lubrication and Cooling systems. Concepts of Supercharging and Turbocharging – Emission Norms

TOTAL :60 PERIODS

OUTCOMES: At the end of the course the students would be able to

1. Apply thermodynamic concepts to different air standard cycles and solve problems.
2. To solve problems in steam nozzle and calculate critical pressure ratio.
3. Explain the flow in steam turbines, draw velocity diagrams, flow in Gas turbines and solve problems.
4. Explain the functioning and features of IC engine, components and auxiliaries.
5. Calculate the various performance parameters of IC engines

TEXT BOOKS:

1. Mahesh. M. Rathore, “Thermal Engineering”, 1st Edition, Tata McGraw Hill, 2010.
2. Ganesan.V, " Internal Combustion Engines" 4th Edition, Tata McGraw Hill, 2012.

REFERENCES:

1. Ballaney. P, “Thermal Engineering”, 25th Edition, Khanna Publishers, 2017.
2. Domkundwar, Kothandaraman, &Domkundwar, “A Course in Thermal Engineering”, 6th Edition, DhanpatRai& Sons, 2011.
3. Gupta H.N, “Fundamentals of Internal Combustion Engines”, 2nd Edition Prentice Hall of India, 2013.
4. Mathur M.L and Mehta F.S., “Thermal Science and Engineering”, 3rd Edition, Jain Brothers Pvt. Ltd, 2017.
5. Soman. K, “Thermal Engineering”, 2nd Edition, Prentice Hall of India, 2011.

CO	PO												PSO		
	1	2	3	4	5	6	7	8	9	10	11	12	1	2	3
1	3	2	1	1								1	2	1	
2	3	2	2	1								1	2	1	
3	3	2	2	1								1	2	1	
4	3	2	1	1								1	2	1	
5	3	2	1	1								1	2	1	
Low (1) ; Medium (2) ; High (3)															

ME3492

HYDRAULICS AND PNEUMATICS

L	T	P	C
3	0	0	3

COURSE OBJECTIVES:

1. To provide the knowledge on the working principles of fluid power systems.
2. To study the fluids and components used in modern industrial fluid power system.
3. To develop the design, construction and operation of fluid power circuits.
4. To learn the working principles of pneumatic power system and its components.
5. To provide the knowledge of trouble shooting methods in fluid power systems.

UNIT I FLUID POWER PRINCIPLES AND HYDRAULIC PUMPS 9

Introduction to Fluid power – Advantages and Applications – Fluid power systems – Types of fluids - Properties of fluids and selection – Basics of Hydraulics – Pascal’s Law – Principles of flow - Friction loss – Work, Power and Torque- Problems, Sources of Hydraulic power: Pumping Theory— Pump Classification – Construction, Working, Design, Advantages, Disadvantages, Performance, Selection criteria of pumps – Fixed and Variable displacement pumps – Problems

UNIT – II HYDRAULIC ACTUATORS AND CONTROL COMPONENTS 9

Hydraulic Actuators: Cylinders – Types and construction, Application, Hydraulic cushioning – Rotary Actuators-Hydraulic motors - Control Components: Direction Control, Flow control and pressure control valves – Types, Construction and Operation – Accessories: Reservoirs, Pressure Switches – Filters –types and selection- Applications – Fluid Power ANSI Symbols – Problems

UNIT – III HYDRAULIC CIRCUITS AND SYSTEMS 9

Accumulators, Intensifiers, Industrial hydraulic circuits – Regenerative, Pump Unloading, Double-Pump, Pressure Intensifier, Air-over oil, Sequence, Reciprocation, Synchronization, Fail-Safe, Speed Control, Deceleration circuits, Sizing of hydraulic systems, Hydrostatic transmission, Electro hydraulic circuits, –Servo and Proportional valves – Applications- Mechanical, hydraulic servo systems.

UNIT – IV PNEUMATIC AND ELECTRO PNEUMATIC SYSTEMS 9

Properties of air –Air preparation and distribution – Filters, Regulator, Lubricator, Muffler, Air control Valves, Quick Exhaust Valves, Pneumatic actuators, Design of Pneumatic circuit –classification- single cylinder and multi cylinder circuits-Cascade method –Integration of fringe circuits, Electro Pneumatic System – Elements – Ladder diagram – timer circuits-Problems, Introduction to fluidics and pneumatic logic circuits

UNIT – V TROUBLE SHOOTING AND APPLICATIONS 9

Installation, Selection, Maintenance, Trouble Shooting and Remedies in Hydraulic and Pneumatic systems, Conditioning of hydraulic fluids Design of hydraulic circuits for Drilling, Planning, Shaping, Surface grinding, Press and Forklift applications- mobile hydraulics; Design of Pneumatic circuits for metal working, handling, clamping counter and timer circuits. – Low-cost Automation – Hydraulic and Pneumatic power packs, IOT in Hydraulics and pneumatics

Note: (Use of standard Design Data Book is permitted in the University examination)

TOTAL: 45 PERIODS

OUTCOMES: At the end of the course the students would be able to

1. Apply the working principles of fluid power systems and hydraulic pumps.
2. Apply the working principles of hydraulic actuators and control components.
3. Design and develop hydraulic circuits and systems.
4. Apply the working principles of pneumatic circuits and power system and its components.
5. Identify various troubles shooting methods in fluid power systems.

TEXT BOOKS:

1. Anthony Esposito, "Fluid Power with Applications", Prentice Hall, 2009.
2. James A. Sullivan, "Fluid Power Theory and Applications", Fourth Edition, Prentice Hall, 1997

REFERENCES:

1. Jagadeesha. T., "Pneumatics Concepts, Design and Applications ", Universities Press, 2015.
2. Joshi.P., "Pneumatic Control", Wiley India, 2008.
3. Majumdar, S.R., "Oil Hydraulics Systems – Principles and Maintenance", TataMcGraw Hill, 2001.
4. Shanmugasundaram.K., "Hydraulic and Pneumatic Controls". Chand & Co, 2006.
5. Srinivasan.R., "Hydraulic and Pneumatic Controls", Vijay Nicole Imprints, 3rd edition,2019.

CO	PO												PSO		
	1	2	3	4	5	6	7	8	9	10	11	12	1	2	3
1	2	1	1	1								1	2	1	1
2	2	1	1	1								1	2	1	1
3	2	1	1	1								1	2	1	1
4	2	1	1	1								1	2	1	1
5	2	1	1	1								1	2	1	1

Low (1) ; Medium (2) ; High (3)

ME3493**MANUFACTURING TECHNOLOGY**

L	T	P	C
3	0	0	3

COURSE OBJECTIVES:

- 1 To study the concepts and basic mechanics of metal cutting and the factors affecting machinability
- 2 To learn working of basic and advanced turning machines.
- 3 To teach the basics of machine tools with reciprocating and rotating motions and abrasive finishing processes.
- 4 To study the basic concepts of CNC of machine tools and constructional features of CNC.
- 5 To learn the basics of CNC programming concepts to develop the part programme for Machine centre and turning centre

UNIT – I MECHANICS OF METAL CUTTING**9**

Mechanics of chip formation, forces in machining, Types of chip, cutting tools – single point cutting tool nomenclature, orthogonal and oblique metal cutting, thermal aspects, cutting tool materials, tool wear, tool life, surface finish, cutting fluids and Machinability.

UNIT – II TURNING MACHINES**9**

Centre lathe, constructional features, specification, operations – taper turning methods, thread cutting methods, special attachments, surface roughness in turning, machining time and power estimation. Special lathes - Capstan and turret lathes- tool layout – automatic lathes: semi-automatic – single spindle: Swiss type, automatic screw type – multi spindle

UNIT – III RECIPROCATING MACHINE TOOLS**9**

Reciprocating machine tools: shaper, planer, slotter: Types and operations- Hole making: Drilling, reaming, boring, tapping, type of milling operations-attachments- types of milling cutters– machining time calculation - Gear cutting, gear hobbing and gear shaping – gear finishing methods Abrasive processes: grinding wheel

– specifications and selection, types of grinding process – cylindrical grinding, surface grinding, centreless grinding, internal grinding - micro finishing methods

UNIT – IV CNC MACHINES

9

Computer Numerical Control (CNC) machine tools, constructional details, special features – Drives, Recirculating ball screws, tool changers; CNC Control systems – Open/closed, point-to-point/continuous - Turning and machining centres – Work holding methods in Turning and machining centres, Coolant systems, Safety features.

UNIT – V PROGRAMMING OF CNC MACHINE TOOLS

9

Coordinates, axis and motion, Absolute vs Incremental, Interpolators, Polar coordinates, Program planning, G and M codes, Manual part programming for CNC machining centers and Turning centers – Fixed cycles, Loops and subroutines, Setting up a CNC machine for machining.

TOTAL 45 PERIODS

OUTCOMES: At the end of the course the students would be able to

1. Apply the mechanism of metal removal process and to identify the factors involved in improving machinability.
2. Describe the constructional and operational features of centre lathe and other special purpose lathes.
3. Describe the constructional and operational features of reciprocating machine tools.
4. Apply the constructional features and working principles of CNC machine tools.
5. Demonstrate the Program CNC machine tools through planning, writing codes and setting up CNC machine tools to manufacture a given component.

TEXT BOOKS:

1. Kalpakjian. S, “Manufacturing Engineering and Technology”, Pearson Education India,7th Edition, 2018.
2. Michael Fitzpatrick, Machining and CNC Technology, McGraw-Hill Education; 4th edition, 2018.

REFERENCES:

1. Roy. A. Lindberg, Processes and materials of manufacture, PHI / Pearson education, 2006.
2. Geoffrey Boothroyd, “Fundamentals of Metal Machining and Machine Tools”, McGraw Hill, 1984.
3. Rao. P.N “Manufacturing Technology,” Metal Cutting and Machine Tools, Tata McGraw- Hill, New Delhi, 2009.
4. A. B. Chattopadhyay, Machining and Machine Tools, Wiley, 2nd edition, 2017.
5. Peter Smid, CNC Programming Handbook, Industrial Press Inc.,; Third edition, 2007

CO	PO												PSO		
	1	2	3	4	5	6	7	8	9	10	11	12	1	2	3
1	3	3	3	1	1	1	3			3		2	3	3	2
2	3	3	3	1	1	1	3			3		2	3	2	2
3	3	3	3	1	1	1	3			3		2	3	2	2
4	3	3	2	1	1	1	3			3		2	3	2	2
5	3	3	3	1	1	1	3			3		2	3	2	3
Low (1) ; Medium (2) ; High (3)															

CE3491

STRENGTH OF MATERIALS

L	T	P	C
3	0	0	3

COURSE OBJECTIVES:

- To understand the concepts of stress, strain, principal stresses and principal planes.
- To study the concept of shearing force and bending moment due to external loads in determinate beams and their effect on stresses.
- To determine stresses and deformation in circular shafts and helical spring due to torsion.
- To compute slopes and deflections in determinate beams by various methods.
- To study the stresses and deformations induced in thin and thick shells.

UNIT I STRESS, STRAIN AND DEFORMATION OF SOLIDS 9

Rigid bodies and deformable solids – Tension, Compression and Shear Stresses - Deformation of simple and compound bars – Thermal stresses – Elastic constants - Volumetric strains – Stresses on inclined planes – Principal stresses and principal planes – Mohr’s circle of stress.

UNIT II TRANSVERSE LOADING ON BEAMS AND STRESSES IN BEAM 9

Beams – Types - Transverse loading on beams – Shear force and Bending moment in beams – Cantilever, Simply supported and over hanging beams. Theory of simple bending – Bending stress distribution – Load carrying capacity – Proportioning of sections – Flitched beams – Shear stress distribution.

UNIT III TORSION 9

Theory of Torsion – Stresses and Deformations in Solid and Hollow Circular Shafts – Combined bending moment and torsion of shafts - Power transmitted to shaft – Shaft in series and parallel – Closed and Open Coiled helical springs – springs in series and parallel.

UNIT IV DEFLECTION OF BEAMS 9

Elastic curve – Governing differential equation - Double integration method - Macaulay's method - Area moment method - Conjugate beam method for computation of slope and deflection of determinant beams.

UNIT V THIN CYLINDERS, SPHERES AND THICK CYLINDERS 9

Stresses in thin cylindrical shell due to internal pressure - circumferential and longitudinal stresses - Deformation in thin cylinders – Spherical shells subjected to internal pressure – Deformation in spherical shells – Thick cylinders - Lamé’s theory.

TOTAL: 45 PERIODS

OUTCOMES:

At the end of the course the students would be able to

1. Understand the concepts of stress and strain in simple and compound bars, the importance of principal stresses and principal planes.
2. Understand the load transferring mechanism in beams and stress distribution due to shearing force and bending moment.
3. Apply basic equation of torsion in designing of shafts and helical springs
4. Calculate slope and deflection in beams using different methods.
5. Analyze thin and thick shells for applied pressures.

TEXT BOOK

1. Rajput R.K. "Strength of Materials (Mechanics of Solids)", S.Chand & company Ltd., New Delhi, 7th edition, 2018.
2. Rattan S.S., "Strength of Materials", Tata McGraw Hill Education Pvt .Ltd., New Delhi, 2017.

REFERENCES:

1. Singh. D.K., "Strength of Materials", Ane Books Pvt Ltd., New Delhi, 2021.
2. Egor P Popov, "Engineering Mechanics of Solids", 2nd edition, PHI Learning Pvt. Ltd., New Delhi, 2015.
3. Beer. F.P. & Johnston. E.R. "Mechanics of Materials", Tata McGraw Hill, 8th Edition, New Delhi 2019.
4. Vazirani. V.N, Ratwani. M.M, Duggal .S.K "Analysis of Structures: Analysis, Design and Detailing of Structures-Vol.1", Khanna Publishers, New Delhi 2014.

CO	PO												PSO		
	1	2	3	4	5	6	7	8	9	10	11	12	1	2	3
1	3	3	3	3	2	3	1	3	2	3	1	3	3	2	3
2	3	3	3	3	2	3	1	3	2	3	1	3	3	2	3
3	3	3	3	3	2	3	1	3	2	3	1	3	3	2	3
4	3	3	3	3	2	3	1	3	2	3	1	3	3	2	3
5	3	3	3	3	2	3	1	3	2	3	1	3	3	2	3
Low (1) ; Medium (2) ; High (3)															

GE3451

ENVIRONMENTAL SCIENCES AND SUSTAINABILITY

L T P C
2 0 0 2

UNIT - I : ENVIRONMENT AND BIODIVERSITY

Definition, scope and importance of environment – need for public awareness. Eco-system and Energy flow– ecological succession. Types of biodiversity: genetic, species and ecosystem diversity– values of biodiversity, India as a mega-diversity nation – hot-spots of biodiversity – threats to biodiversity: habitat loss, poaching of wildlife, man-wildlife conflicts – endangered and endemic species of India – conservation of biodiversity: In-situ and ex-situ.

UNIT – II : ENVIRONMENTAL POLLUTION

Causes, Effects and Preventive measures of Water, Soil, Air and Noise Pollutions. Solid, Hazardous and E-Waste management. Case studies on Occupational Health and Safety Management system (OHASMS). Environmental protection, Environmental protection acts.

UNIT – III : RENEWABLE SOURCES OF ENERGY .

Energy management and conservation, New Energy Sources: Need of new sources. Different types new energy sources. Applications of- Hydrogen energy, Ocean energy resources, Tidal energy conversion. Concept, origin and power plants of geothermal energy.

UNIT - IV : SUSTAINABILITY AND MANAGEMENT

Development , GDP ,Sustainability- concept, needs and challenges-economic, social and aspects of sustainability-from unsustainability to sustainability-millennium development goals, and protocols-Sustainable Development Goals-targets, indicators and intervention areas Climate change- Global,

Regional and local environmental issues and possible solutions-case studies. Concept of Carbon Credit, Carbon Footprint. Environmental management in industry-A case study.

UNIT - V : SUSTAINABILITY PRACTICES

Zero waste and R concept, Circular economy, ISO 14000 Series, Material Life cycle assessment, Environmental Impact Assessment. Sustainable habitat: Green buildings, Green materials, Energy efficiency, Sustainable transports. Sustainable energy: Non-conventional Sources, Energy Cycles-carbon cycle, emission and sequestration, Green Engineering: Sustainable urbanization- Socio-economical and technological change.

TOTAL: 30 PERIODS

TEXT BOOKS:

1. Anubha Kaushik and C. P. Kaushik's "Perspectives in Environmental Studies", 7th Edition, New Age International Publishers ,2022.
2. Benny Joseph, 'Environmental Science and Engineering', Tata McGraw-Hill, New Delhi, 2016.

REFERENCES :

1. R.K. Trivedi, 'Handbook of Environmental Laws, Rules, Guidelines, Compliances and Standards', Vol. I and II, Enviro Media. 38 .
2. Cunningham, W.P. Cooper, T.H. Gorhani, 'Environmental Encyclopedia', Jaico Publ., House, Mumbai, 2001.
3. Dharmendra S. Sengar, 'Environmental law', Prentice hall of India PVT. LTD, New Delhi, 2007.
4. Rajagopalan, R, 'Environmental Studies-From Crisis to Cure', Oxford University Press, 3rd edition, 2015.
5. Erach Bharucha "Textbook of Environmental Studies for Undergraduate Courses" Orient Blackswan Pvt. Ltd. 3rd edition,2021.

CE3481 STRENGTH OF MATERIALS AND FLUID MACHINERY LABORATORY L T P C
0 0 4 2

COURSE OBJECTIVE:

1. To study the mechanical properties of metals, wood and spring by testing in laboratory.
2. To verify the principles studied in fluid mechanics and machinery theory by performing experiments in laboratory.

UNIT – I STRENGTH OF MATERIALS **LIST OF EXPERIMENTS**

30

1. Tension test on mild steel rod
2. Torsion test on mild steel rod
3. Hardness test on metal (Rockwell and Brinell Hardness)
4. Compression test on helical spring
5. Deflection test on carriage spring

LIST OF EXPERIMENTS

1. (a) Determination of coefficient of discharge of a venturimeter
(b) Determination of friction factor for flow through pipes
2. (a) Determination of metacentric height
(b) Determination of forces due to impact of jet on a fixed plate
3. Characteristics of centrifugal pumps
4. Characteristics of reciprocating pump
5. Characteristics of Pelton wheel turbine

TOTAL: 60 PERIODS

OUTCOMES: On completion of the course, the student is expected to be able to

1. Determine the tensile, torsion and hardness properties of metals by testing
2. Determine the stiffness properties of helical and carriage spring
3. Apply the conservation laws to determine the coefficient of discharge of a venturimeter and finding the friction factor of given pipe
4. Apply the fluid static and momentum principles to determine the metacentric height and forces due to impact of jet
5. Determine the performance characteristics of turbine, rotodynamic pump and positive displacement pump.

CO	PO												PSO		
	1	2	3	4	5	6	7	8	9	10	11	12	1	2	3
1	3	2	1	3	3	1	1	1	3	1	1	2	2	2	1
2	3	2	1	3	3	1	1	1	3	1	1	2	3	2	1
3	3	3	2	3	2	1	1	1	3	1	1	2	3	2	1
Low (1); Medium (2); High (3)															

ME3461

THERMAL ENGINEERING LABORATORY

L T P C

0 0 4 2

COURSE OBJECTIVES

- 1 To study the valve and port timing diagram and performance characteristics of IC engines
- 2 To study the Performance of refrigeration cycle / components
- 3 To study the Performance and Energy Balance Test on a Steam Generator.

45

PART I: IC ENGINES LABORATORY

List of Experiments

1. Valve Timing and Port Timing diagrams.
2. Actual p-v diagrams of IC engines.
3. Performance Test on four – stroke Diesel Engine.
4. Heat Balance Test on 4 – stroke Diesel Engine.
5. Morse Test on Multi-Cylinder Petrol Engine.

6. Retardation Test on a Diesel Engine.
7. Determination of p- θ diagram and heat release characteristics of an IC engine.
8. Determination of Flash Point and Fire Point of various fuels / lubricants
9. Performance test on a two stage Reciprocating Air compressor

15

PART II STEAM LABORATORY

List of Experiments:

1. Study of Steam Generators and Turbines.
2. Performance and Energy Balance Test on a Steam Generator.
3. Performance and Energy Balance Test on Steam Turbine.

LIST OF EQUIPMENTS FOR A BATCH OF 30 STUDENTS

Sl. No.	Name of the Equipment	Qty.
1	I.C Engine – 2 stroke and 4 stroke model	1 set
2	Apparatus for Flash and Fire point	1 No.
3	4-stroke Diesel Engine with mechanical loading	1 No.
4	4-stroke Diesel Engine with hydraulic loading	1 No.
5	4-stroke Diesel Engine with electrical loading	1 No.
6	Multi-Cylinder Petrol Engine	1 No.
7	Single Cylinder Petrol Engine	1 No.
8	Data Acquisition system with any one of the above engines	1 No.
9	Steam Boiler with turbine setup	1 No.

TOTAL:60 PERIODS

OUTCOMES:

At the end of the course the students would be able to

1. Conduct tests to evaluate performance characteristics of IC engines
2. Conduct tests to evaluate the performance of refrigeration cycle
3. Conduct tests to evaluate Performance and Energy Balance on a Steam Generator.

CO	PO												PSO		
	1	2	3	4	5	6	7	8	9	10	11	12	1	2	3
1	2	2	1	1					1			1	1	1	1
2	2	2	1	1					1			1	1	1	1
3	2	2	1	1					1			1	1	1	1
Low (1) ; Medium (2) ; High (3)															

ME3591

DESIGN OF MACHINE ELEMENTS

L	T	P	C
4	0	0	4

COURSE OBJECTIVES

- 1 To learn the various steps involved in the Design Process.
- 2 To Learn designing shafts and couplings for various applications.
- 3 To Learn the design of temporary and permanent Joints.
- 4 To Learn designing helical, leaf springs, flywheels, connecting rods and crank shafts for various applications.
- 5 To Learn designing and select sliding and rolling contact bearings, seals and gaskets.
(Use of PSG Design Data book is permitted)

UNIT – I FUNDAMENTAL CONCEPTS IN DESIGN

12

Introduction to the design process - factors influencing machine design, selection of materials based on mechanical properties - Preferred numbers- Direct, Bending and torsional loading- Modes of failure - Factor of safety – Combined loads – Principal stresses – Eccentric loading – curved beams – crane hook and ‘C’ frame- theories of failure – Design based on strength and stiffness – stress concentration – Fluctuating stresses – Endurance limit –Design for finite and infinite life under variable loading - Exposure to standards.

UNIT – II DESIGN OF SHAFTS AND COUPLINGS

12

Shafts and Axles - Design of solid and hollow shafts based on strength, rigidity and critical speed – Keys and splines – Rigid and flexible couplings.

UNIT – III DESIGN OF TEMPORARY AND PERMANENT JOINTS

12

Threaded fasteners - Bolted joints including eccentric loading, Knuckle joints, Cotter joints – Welded joints- Butt, Fillet and parallel transverse fillet welds – welded joints subjected to bending, torsional and eccentric loads, riveted joints for structures - theory of bonded joints.

UNIT – IV DESIGN OF ENERGY STORING ELEMENTS AND ENGINE COMPONENTS

12

Types of springs, design of helical and concentric springs–surge in springs, Design of laminated springs - rubber springs - Flywheels considering stresses in rims and arms for engines and punching machines-- Solid and Rimmed flywheels- connecting rods and crank shafts

UNIT – V DESIGN OF BEARINGS AND MISCELLANEOUS ELEMENTS

12

Sliding contact and rolling contact bearings - Hydrodynamic journal bearings, Sommerfeld Number, Raimondi & Boyd graphs, -- Selection of Rolling Contact bearings –Design of Seals and Gaskets.

Total: 60 Periods

OUTCOMES: At the end of the course the students would be able to

1. Explain the design machine members subjected to static and variable loads.
2. Apply the concepts design to shafts, key and couplings.
3. Apply the concepts of design to bolted, Knuckle, Cotter, riveted and welded joints.
4. Apply the concept of design helical, leaf springs, flywheels, connecting rods and crank shafts.
5. Apply the concepts of design and select sliding and rolling contact bearings, seals and gaskets.

TEXT BOOKS:

1. Bhandari V B, “Design of Machine Elements”, 4th Edition , Tata McGraw-Hill Book Co, 2016
2. Joseph Shigley, Richard G. Budynas and J. Keith Nisbett “Mechanical Engineering Design”, 10th Edition, Tata McGraw-Hill , 2015.

REFERENCES:

1. Ansel C Ugural, “Mechanical Design – An Integral Approach”, 1st Edition, Tata McGraw-Hill Book Co, 2004.

- Merhyle Franklin Spotts, Terry E. Shoup, and Lee EmreyHornberger, "Design of Machine Elements" 8th Edition, Printice Hall, 2004.
- Robert C. Juvinall and Kurt M. Marshek, "Fundamentals of Machine component Design", 6th Edition, Wiley, 2017.
- Sundararamoorthy T. V. and Shanmugam .N, "Machine Design", Anuradha Publications, Chennai, 2003.
- Design of Machine Elements | SI Edition | Eighth Edition | By Pearson by M. F. Spotts, Terry E. Shoup, et al. | 25 March 2019

CO	PO												PSO		
	1	2	3	4	5	6	7	8	9	10	11	12	1	2	3
1	2	2	3					1	1			2	3	2	2
2	2	2	3					1	1			2	3	2	2
3	2	2	3					1	1			2	3	2	2
4	2	2	3					1	1			2	3	2	2
5	2	2	3					1	1			2	3	2	2
Low (1) ; Medium (2) ; High (3)															

ME3592

METROLOGY AND MEASUREMENTS

L T P C
3 0 0 3

COURSE OBJECTIVES

- To learn basic concepts of the metrology and importance of measurements.
- To teach measurement of linear and angular dimensions assembly and transmission elements.
- To study the tolerance analysis in manufacturing.
- To develop the fundamentals of GD & T and surface metrology.
- To provide the knowledge of the advanced measurements for quality control in manufacturing industries.

UNIT – I BASICS OF METROLOGY

9

Measurement – Need, Process, Role in quality control; Factors affecting measurement - SWIPE; Errors in Measurements – Types – Control – Measurement uncertainty – Types, Estimation, Problems on Estimation of Uncertainty, Statistical analysis of measurement data, Measurement system analysis, Calibration of measuring instruments, Principle of air gauging- ISO standards.

UNIT – II MEASUREMENT OF LINEAR, ANGULAR DIMENSIONS, ASSEMBLY AND TRANSMISSION ELEMENTS

9

Linear Measuring Instruments – Vernier caliper, Micrometer, Vernier height gauge, Depth Micrometer, Bore gauge, Telescoping gauge; Gauge blocks – Use and precautions, Comparators – Working and advantages; Opto-mechanical measurements using measuring microscope and Profile projector - Angular measuring instruments – Bevel protractor, Clinometer, Angle gauges, Precision level, Sine bar, Autocollimator, Angle dekkor, Alignment telescope. Measurement of Screw threads - Single element measurements – Pitch Diameter, Lead, Pitch. Measurement of Gears – purpose – Analytical measurement – Runout, Pitch variation, Tooth profile, Tooth thickness, Lead – Functional checking – Rolling gear test.

UNIT – III TOLERANCE ANALYSIS

9

Tolerancing– Interchangeability, Selective assembly, Tolerance representation, Terminology, Limits and Fits, Problems (using tables IS919); Design of Limit gauges, Problems. Tolerance analysis in manufacturing, Process capability, tolerance stackup, tolerance charting.

UNIT – IV METROLOGY OF SURFACES**9**

Fundamentals of GD & T- Conventional vs Geometric tolerance, Datums, Inspection of geometric deviations like straightness, flatness, roundness deviations; Simple problems – Measurement of Surface finish – Functionality of surfaces, Parameters, Comparative, Stylus based and Optical Measurement techniques, Filters, Introduction to 3D surface metrology- Parameters.

UNIT – V ADVANCES IN METROLOGY**9**

Lasers in metrology - Advantages of lasers – Laser scan micrometers; Laser interferometers –Applications – Straightness, Alignment; Ball bar tests, Computer Aided Metrology - Basic concept of CMM – Types of CMM – Constructional features – Probes – Accessories – Software – Applications – Multi-sensor CMMs. Machine Vision - Basic concepts of Machine Vision System – Elements – Applications - On-line and in-process monitoring in production - Computed tomography – White light Scanners.

TOTAL: 45 PERIODS

OUTCOMES: At the end of the course the students would be able to

1. Discuss the concepts of measurements to apply in various metrological instruments.
2. Apply the principle and applications of linear and angular measuring instruments, assembly and transmission elements.
3. Apply the tolerance symbols and tolerance analysis for industrial applications.
4. Apply the principles and methods of form and surface metrology.
5. Apply the advances in measurements for quality control in manufacturing Industries.

TEXT BOOKS:

1. Dotson Connie, “Dimensional Metrology”, Cengage Learning, First edition, 2012.
2. Mark Curtis, Francis T. Farago, “Handbook of Dimensional Measurement”, Industrial Press, Fifth edition, 2013.

REFERENCES:

1. AmmarGrous, J “Applied Metrology for Manufacturing Engineering”, Wiley-ISTE, 2011.
2. Galyer, J.F.W. Charles Reginald Shotbolt, “Metrology for Engineers”, Cengage Learning EMEA; 5th revised edition, 1990.
3. National Physical LaboratoryGuideNo. 40, No. 41, No. 42, No. 43, No. 80, No. 118, No. 130, No. 131. <http://www.npl.co.uk>.
4. Raghavendra N.V. and Krishnamurthy. L., Engineering Metrology and Measurements, Oxford University Press, 2013.
5. Venkateshan, S. P., “Mechanical Measurements”, Second edition, John Wiley & Sons, 2015.

CO	PO												PSO		
	1	2	3	4	5	6	7	8	9	10	11	12	1	2	3
1	3	2	2	2					1			1	3	2	1
2	3	2	2	2					1			1	3	2	1
3	3	2	2	2					1			1	3	2	1
4	3	2	2	2					1			1	3	2	1
5	3	2	2	2					1			1	3	2	1
Low (1) ; Medium (2) ; High (3)															

ME3581

METROLOGY AND DYNAMICS LABORATORY

L	T	P	C
0	0	4	2

COURSE OBJECTIVES

- 1 To study the different measurement equipment and use of this industry for quality inspection.
- 2 To supplement the principles learnt in dynamics of machinery.
- 3 To understand how certain measuring devices are used for dynamic testing.

UNIT – I METROLOGY

30

LIST OF EXPERIMENTS

1. Calibration and use of linear measuring instruments – Vernier caliper, micrometer, Vernier height gauge, depth micrometer, bore gauge, telescopic gauge, Comparators.
2. Measurement of angles using bevel protractor, sine bar, autocollimator, precision level.
3. Measurement of assembly and transmission elements - screw thread parameters – Screw thread Micrometers, Three wire method, Toolmaker's microscope.
4. Measurement of gear parameters – Micrometers, Vernier caliper, Gear tester.
5. Measurement of features in a prismatic component using Coordinate Measuring Machine (CMM), Programming of CNC Coordinate Measuring Machines for repeated measurements of identical components.
6. Non-contact (Optical) measurement using Measuring microscope / Profile projector and Video measurement system.
7. Surface metrology - Measurement of form parameters – Straightness, Flatness, Roundness, Cylindricity, Perpendicularity, Runout, Concentricity – in the given component using Roundness tester.
8. Measurement of Surface finish in components manufactured using various processes (turning, milling, grinding, etc.,) using stylus based instruments.

UNIT – II DYNAMICS LABORATORY

30

List of Experiments:

1. Study of gear parameters.
2. Epicycle gear Train.
3. Determination of moment of inertia of flywheel and axle system.
4. Determination of mass moment of inertia of a body about its axis of symmetry.
5. Undamped free vibrations of a single degree freedom spring-mass system.
6. Torsional Vibration (Undamped) of single rotor shaft system.
7. Dynamic analysis of cam mechanism.
8. Experiment on Watts Governor.
9. Experiment on Porter Governor.
10. Experiment on Proell Governor.
11. Experiment on motorized gyroscope.
12. Determination of critical speed of shafts.

LIST OF EQUIPMENTS FOR A BATCH OF 30 STUDENTS**METROLOGY**

Sl. No.	Name of the Equipment	Qty.
1	Micrometer	5 Nos.
2	Vernier Caliper	5 Nos.
3	Vernier Height Gauge	2 Nos.
4	Vernier Depth Gauge	2 Nos.
5	Slip Gauge Set	1 No.
6	Gear Tooth Vernier	1 No.
7	Sine Bar	1 No.
8	Floating Carriage Micrometer	1 No.
9	Profile Projector / Tool Makers Microscope	1 No.
10	Mechanical / Electrical / Pneumatic Comparator	1 No.
11	Autocollimator	1 No.
12	Coordinator Measuring Machine	1 No.
13	Surface finish Measuring Equipment	1 No.
14	Bore Gauge	1 No.
15	Telescope Gauge	1 No.

LIST OF EQUIPMENTS FOR A BATCH OF 30 STUDENTS**DYNAMICS**

Sl. No.	Name of the Equipment	Qty.
1	Cam follower setup	1 set
2	Motorised gyroscope	1 No.
3	Governor apparatus – Watt, Porter, Proell and Hartnell governors	1 No.
4	Whirling of shaft apparatus	1 No.
5	Dynamic balancing machine	1 No.
6	Two rotor vibration setup	1 No.

7	Spring mass vibration system	1 No.
8	Torsional Vibration of single rotor system setup	1 No.
9	Gear Models	1 No.
10	Kinematic Models to study various mechanisms	1 No.
11	Turn table apparatus	1 No.
12	Transverse vibration setup of a) cantilever	1 No.

Total 60

OUTCOMES: At the end of the course the students would be able to

1. The students able to measure the gear tooth dimensions, angle using sine bar, straightness.
2. Determine mass moment of inertia of mechanical element, governor effort and range of sensitivity.
3. Determine the natural frequency and damping coefficient, critical speeds of shafts,

CO	PO												PSO		
	1	2	3	4	5	6	7	8	9	10	11	12	1	2	3
1		2	2	3		2	2		1	2	2		3	2	2
2		2	2	3		2	2		1	2	2		2	2	2
3		2	2	3		2	2		1	2	2		3	2	2
Low (1) ; Medium (2) ; High (3)															

ME3691

HEAT AND MASS TRANSFER

L T P C
3 1 0 4

COURSE OBJECTIVES

- 1 To Learn the principal mechanism of heat transfer under steady state and transient conditions.
- 2 To learn the fundamental concept and principles in convective heat transfer.
- 3 To learn the theory of phase change heat transfer and design of heat exchangers.
- 4 To study the fundamental concept and principles in radiation heat transfer.
- 5 To develop the basic concept and diffusion, convective di mass transfer.

UNIT – I CONDUCTION

12

General Differential equation – Cartesian, Cylindrical and Spherical Coordinates – One Dimensional Steady State Heat Conduction — plane and Composite Systems – Conduction with Internal Heat Generation – Extended Surfaces – Unsteady Heat Conduction – Lumped Analysis – Semi Infinite and Infinite Solids –Use of Heisler’s charts – Methods of enhanced thermal conduction

UNIT – II CONVECTION

12

Conservation Equations, Boundary Layer Concept – Forced Convection: External Flow – Flow over Plates, Cylinders Spheres and Bank of tubes. Internal Flow – Entrance effects. Free Convection – Flow over Vertical Plate, Horizontal Plate, Inclined Plate, Cylinders and Spheres. Mixed Convection.

UNIT – III PHASE CHANGE HEAT TRANSFER AND HEAT EXCHANGERS 12
 Nusselt's theory of condensation- Regimes of Pool boiling and Flow boiling - Correlations in boiling and condensation. Heat Exchanger Types – TEMA Standards - Overall Heat Transfer Coefficient – Fouling Factors. LMTD and NTU methods. Fundamentals of Heat Pipes and its applications.

UNIT – IV RADIATION 12
 Introduction to Thermal Radiation - Radiation laws and Radiative properties - Black Body and Gray body Radiation - Radiosity - View Factor Relations. Electrical Analogy. Radiation Shields.

UNIT – V MASS TRANSFER 12
 Basic Concepts – Diffusion Mass Transfer – Fick's Law of Diffusion – Steady state and Transient Diffusion - Stefan flow –Convective Mass Transfer – Momentum, Heat and Mass Transfer Analogy – Convective Mass Transfer Correlations.

TOTAL: 60 PERIODS

OUTCOMES: At the end of the course the students would be able to

1. Apply heat conduction equations to different surface configurations under steady state and transient conditions and solve problems.
2. Apply free and forced convective heat transfer correlations to internal and external flows through/over various surface configurations and solve problems.
3. Explain the phenomena of boiling and condensation, apply LMTD and NTU methods of thermal analysis to different types of heat exchanger configurations and solve problems.
4. Explain basic laws for Radiation and apply these principles to radiative heat transfer between different types of surfaces to solve problems.
5. Apply diffusive and convective mass transfer equations and correlations to solve problems for different applications.

TEXT BOOKS:

1. R.C. Sachdeva, "Fundamentals of Engineering Heat & Mass transfer", New Age International Publishers, 2009
2. Yunus A. Cengel, "Heat Transfer A Practical Approach" – Tata McGraw Hill, 5th Edition – 2013

REFERENCES:

1. Frank P. Incropera and David P. Dewitt, "Fundamentals of Heat and Mass Transfer", John Wiley & Sons, 7th Edition, 2014.
2. Holman, J.P., "Heat and Mass Transfer", Tata McGraw Hill, 2010
3. Kothandaraman, C.P., "Fundamentals of Heat and Mass Transfer", New Age International, New Delhi, 2012
4. Ozisik, M.N., "Heat Transfer", McGraw Hill Book Co., 1994.
5. S.P. Venkateshan, "Heat Transfer", Ane Books, New Delhi, 2014

CO	PO												PSO		
	1	2	3	4	5	6	7	8	9	10	11	12	1	2	3
1	3	3	3	2					1			1	3	2	1
2	3	3	3	3					1			1	3	2	1
3	3	3	3	2					1			1	3	2	1
4	3	3	3	2					1			1	3	2	1
5	3	3	3	2					1			1	3	2	1
Low (1) ; Medium (2) ; High (3)															

ME3681

CAD/CAM LABORATORY

L	T	P	C
0	0	4	2

COURSE OBJECTIVES

- 1 To gain practical experience in handling 2D drafting and 3D modelling software systems/
- 2 Designing 3 Dimensional geometric model of parts, sub-assemblies, assemblies and exporting it to drawing
- 3 Programming G & M Code programming and simulate the CNC program and Generating part programming data through CAM software

3D GEOMETRIC MODELLING

30

1. CAD Introduction

Sketch:

Solid modeling: Extrude, Revolve, Sweep, Variational sweep and Loft.

Surface modeling: Extrude, Sweep, Trim, Mesh of curves and Free form.

Feature manipulation: Copy, Edit, Pattern, Suppress, History operations.

Assembly: Constraints, Exploded Views, Interference check

Drafting: Layouts, Standard & Sectional Views, Detailing & Plotting

2. Creation of 3D assembly model of following machine elements using 3D Modelling software

1. Flange Coupling
2. Plummer Block
3. Screw Jack
4. Lathe Tailstock
5. Universal Joint
6. Machine Vice
7. Stuffing box
8. Crosshead
9. Safety Valves
10. Non-return valves
11. Connecting rod
12. Piston
13. Crankshaft

* Students may also be trained in manual drawing of some of the above components (specify the number – progressive arrangement of 3D)

MANUAL PART PROGRAMMING

1. CNC Machining Centre
 - i) Linear Cutting.
 - ii) Circular cutting.
 - iii) Cutter Radius Compensation.
 - iv) Canned Cycle Operations.
2. CNC Turning Centre
 - i) Straight, Taper and Radial Turning.
 - ii) Thread Cutting.
 - iii) Rough and Finish Turning Cycle.
 - iv) Drilling and Tapping Cycle.
3. COMPUTER AIDED PART PROGRAMMING
 - i) Generate CL Data and Post process data using CAM packages for Machining and Turning Centre.
 - ii) Application of CAPP in Machining and Turning

Total 60

LIST OF EQUIPMENTS FOR A BATCH OF 30 STUDENTS

SI. No.	Name of the Equipment	Qty.
HARDWARE		
1	Computer Server	1 No.
2	Computer nodes or systems (High end CPU with atleast 1 GB main memory) networked to the server	30 Nos.
3	A3 size plotter	1 No.
4	Laser Printer	1 No.
5	CNC Lathe	1 No.
6	CNC Milling Machine	1 No.
SOFTWARE		
7	Any High end integrated modeling and manufacturing CAD / CAM software	15 licenses
8	CAM Software for machining centre and turning centre (CNC Programming and tool path simulation for FANUC / Sinumeric and Heidenhain controller)	15 licenses
9	Licensed operating system	Adequate
10	Support for CAPP	Adequate

OUTCOMES: At the end of the course the students would be able to

1. Design experience in handling 2D drafting and 3D modelling software systems
2. Design 3 Dimensional geometric model of parts, sub-assemblies, assemblies and export it to drawing

3. Demonstrate manual part programming and simulate the CNC program and Generate part programming using G and M code through CAM software.

CO	PO												PSO		
	1	2	3	4	5	6	7	8	9	10	11	12	1	2	3
1	2	2	2	2	3				2			1	3	3	1
2	2	2	2	2	3				2			1	3	3	1
3	2	2	2	2	3				2			1	3	3	1
Low (1); Medium (2); High (3)															

ME XXXX

HEAT TRANSFER LABORATORY

L T P C

0 0 4 2

Course Objectives

- 1 To gain experimental knowledge of Predicting the thermal conductivity of solids and liquids.
- 2 To gain experimental knowledge of Estimating the heat transfer coefficient values of various fluids.
- 3 To gain experimental knowledge of Testing the performance of tubes in tube heat exchangers

LIST OF EXPERIMENTS:

1. Thermal conductivity measurement of pipe insulation using lagged pipe apparatus.
2. Determination of thermal conductivity of a composite wall, insulating powder, oils, and water.
3. Determination of heat transfer coefficient of air under natural convection and forced convection.
4. Heat transfer from pin-fin under natural and forced convection.
5. Determination of heat flux under pool boiling and flow boiling in various regimes.
6. Determination of heat transfer coefficient in film-wise and drop-wise condensation.
7. Determination of friction factor, heat transfer coefficient of cold/hot fluid and effectiveness of a tube-in-tube heat exchanger.
8. Determination of Stefan – Boltzmann constant.
9. Determination of emissivity of a grey surface.

10. Calibration of thermocouples / RTDs at standard reference temperatures.

Total 60

LIST OF EQUIPMENTS FOR A BATCH OF 30 STUDENTS

SI. No.	Name of the Equipment	Qty.
1	Guarded plate apparatus	1 set
2	Lagged pipe apparatus	1 No.
3	Natural convection – vertical cylinder apparatus	1 No.
4	Forced convection inside tube apparatus	1 No.
5	Composite wall apparatus	1 No.
6	Thermal conductivity of insulating powder apparatus	1 No.
7	Pin-fin apparatus	1 No.
8	Stefan-Boltzmann apparatus	1 No.
9	Emissivity measurement apparatus	1 No.
10	Parallel/counter flow heat exchanger apparatus	1 No.
11	Single / two stage reciprocating air compressor	1 No.
12	Refrigeration test rig	1 No.
13	Air-conditioning test rig	1 No.

OUTCOMES: At the end of the course the students would be able to

1. Conduct experiment on Predict the thermal conductivity of solids and liquids
2. Conduct experiment on Estimate the heat transfer coefficient values of various fluids.
3. Conduct experiment on Test the performance of tubes in tube heat exchangers

CO	PO												PSO		
	1	2	3	4	5	6	7	8	9	10	11	12	1	2	3
1	1	1	3	2					1			1	2	2	3
2	1	1	3	2					1			1	2	2	3
3	1	1	3	2					1			1	2	2	3
Low (1) ; Medium (2) ; High (3)															

ME3791

MECHATRONICS AND IoT

L T P C
3 0 0 3

COURSE OBJECTIVES

- 1 To make students get acquainted with the sensors and the actuators, which are commonly used in mechatronics systems.
- 2 To provide insight into the signal conditioning circuits, and also to develop competency in PLC programming and control
- 3 To make students familiarize with the fundamentals of IoT and Embedded systems.
- 4 To impart knowledge about the Arduino and the Raspberry Pi.
- 5 To inculcate skills in the design and development of mechatronics and IoT based systems.

UNIT – I SENSORS AND ACTUATORS

9

Introduction to Mechatronics - Modular Approach, Sensors and Transducers: Static and Dynamic Characteristics, Transducers - Resistive, Capacitive, Inductive and Resonant, Optical Sensors – Photodetectors - Vision Systems – Laser - Fibre optic - Non-fibre Optic, Solid State Sensors, Piezoelectric and Ultrasonic Sensors. Actuators – Brushless Permanent Magnet DC Motor – PM, VR and Hybrid Stepper motors – DC and AC Servo Motors

UNIT – II SIGNAL CONDITIONING CIRCUITS AND PLC

9

Operational Amplifiers – Inverting and Non-Inverting Amplifier – Wheatstone bridge Amplifier – Instrumentation Amplifier – PID Controller, Protection Circuits, Filtering Circuits, Multiplexer, Data Logger and Data Acquisition System –, Switching Loads by Power Semiconductor Devices Circuits – Thyristors – TRIAC – Darlington Pair –MOSFET and Relays.
PLC – Architecture – Input / Output Processing – Logic Ladder Programming – Functional Block Programming using Timers and Counters – Applications.

UNIT – III FUNDAMENTALS OF IoT AND EMBEDDED SYSTEMS

9

The Internet of Things (IoT) - Introduction to the IoT Framework – IoT Enabling Technologies- The Effective Implementation of IoT: The Detailed Procedure. Embedded Systems: An Introduction - Single-Chip Microcontroller Systems - Single-Board Microcontroller Systems - Single-Board Computer Systems - Embedded Systems: Peripherals - Software Considerations

UNIT – IV CONTROLLERS

9

Foundation topics: Programming Languages: C++ and Python - The Linux Operating System. Arduino: The Arduino Boards - Arduino Peripherals- Arduino IDE – ESP8266 Wi-Fi module. Raspberry Pi: The Raspberry